



YG NETWORK  
CONGRESSIONAL DISTRICT POLL:  
DECEMBER 2013

TOPLINE RESULTS

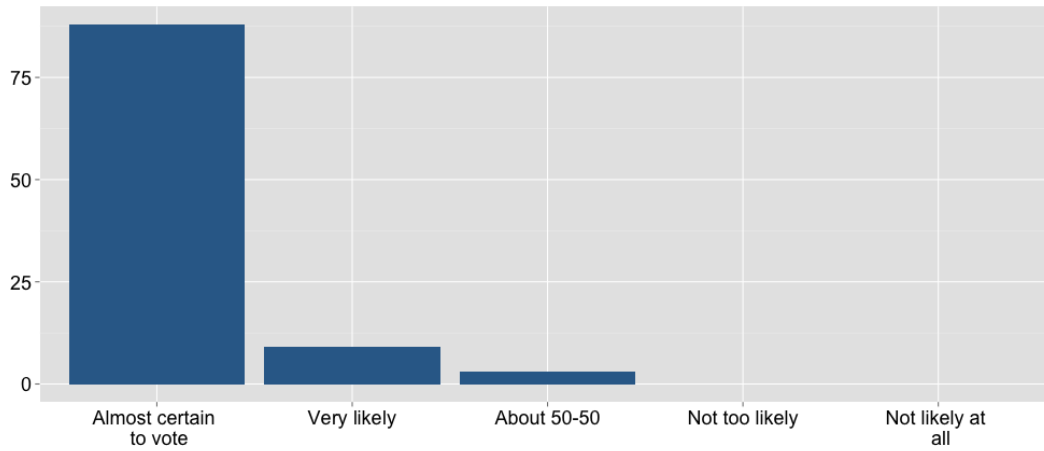
Methodology:

THIS YG NETWORK CONGRESSIONAL DISTRICT POLL WAS CONDUCTED FROM DECEMBER 13-17, 2013, AMONG A SAMPLE OF 1,652 LIKELY VOTERS IN THE FOLLOWING 11 U.S. HOUSE DISTRICTS: AZ-1, AZ-2, CA-36, CA-52, CO-6, FL-13, FL-18, FL-26, IL-10, NH-1 AND NJ-3. INTERVIEWS WERE COMPLETED ONLINE USING QUALTRICS, AND THE DATA WERE WEIGHTED TO APPROXIMATE A TARGET SAMPLE OF MIDTERM VOTERS BASED ON AGE, GENDER AND RACE USING VOTER FILE DATA FROM THE 2010 MIDTERM ELECTION. THIS POLL SHOULD BE VIEWED AS A REPRESENTATIVE SAMPLE OF COMPETITIVE CONGRESSIONAL DISTRICTS (BASED ON COOK POLITICAL REPORT RATINGS) WITH SLIGHTLY HIGHER THAN AVERAGE REPUBLICAN VOTER REGISTRATIONS. COMPETITIVE DISTRICTS WERE USED ON THE ASSUMPTION THAT RESPONDENTS WILL BE MOST ATTUNED TO CURRENT POLICY ISSUES LIKE THE ECONOMIC AND HEALTHCARE ISSUES EMPHASIZED IN THIS POLL. THIS SAMPLE IS NOT A REPRESENTATION OF THE ENTIRE UNITED STATES. NOTE, THE NUMBERS DO NOT ALWAYS ADD UP TO 100% BECAUSE THEY ARE ROUNDED TO THE NEAREST PERCENTAGE POINT. RESULTS FROM THE FULL SURVEY HAVE A MARGIN OF ERROR OF PLUS OR MINUS THREE PERCENTAGE POINTS.

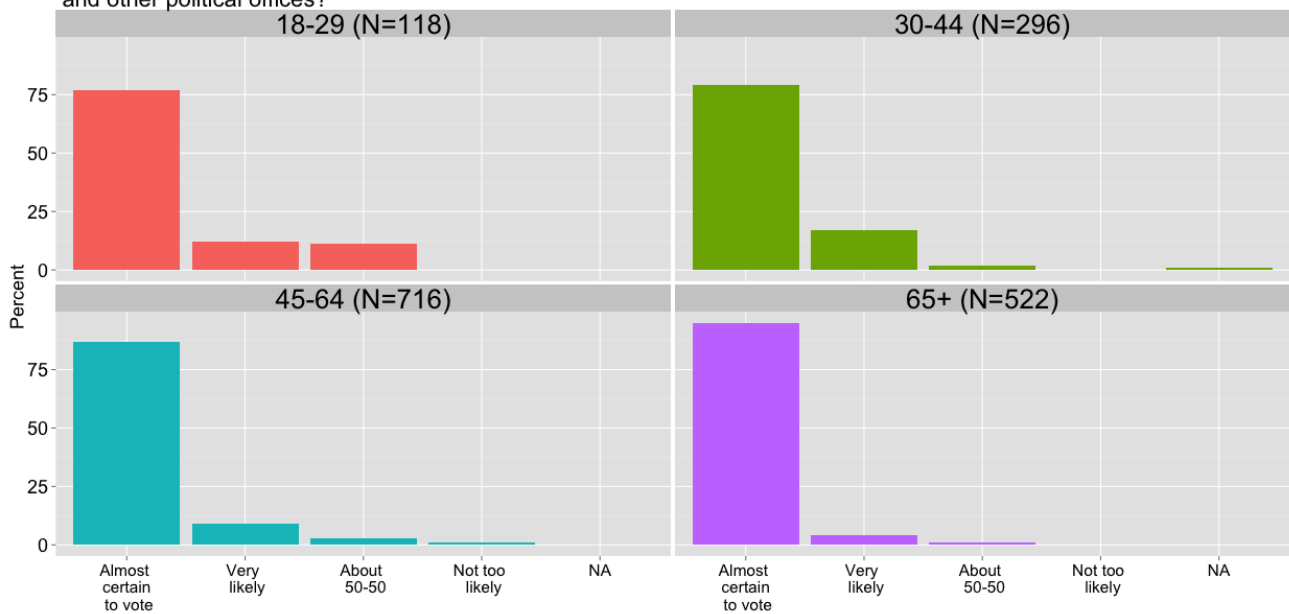
1: How likely is it that you will vote in the November 2014 general election for United States Senate, Congress, and other political offices?

	Almost certain to vote	Very likely	About 50-50	Not too likely	Not likely at all	N
Likely Voters	88	9	3	0	0	1652
Republicans	90	9	1	0	0	493
Democrats	88	8	3	1	0	539
Independents	85	9	4	0	1	620
Males	89	8	2	0	1	783
Females	86	9	4	1	0	869
Hispanic	82	14	2	1	0	145
White	89	8	3	0	0	1482
Age: 18-29	77	12	11	0	0	118
Age: 30-44	79	17	2	0	1	296
Age 45-64	87	9	3	1	0	716
Age: 65+	95	4	1	0	0	522
2010 Vote: Democrat	87	8	3	1	1	697
2010 Vote: Republican	88	10	2	0	0	743
Obama - Approve	88	9	2	1	0	714
Obama - Disapprove	88	9	3	0	0	904
ACA will make things better	90	7	2	1	0	437
ACA will have no effect	87	9	3	0	1	459
ACA will make things worse	87	10	3	0	0	756

How likely is it that you will vote in the November 2014 general election for United States Senate, Congress, and other political offices?



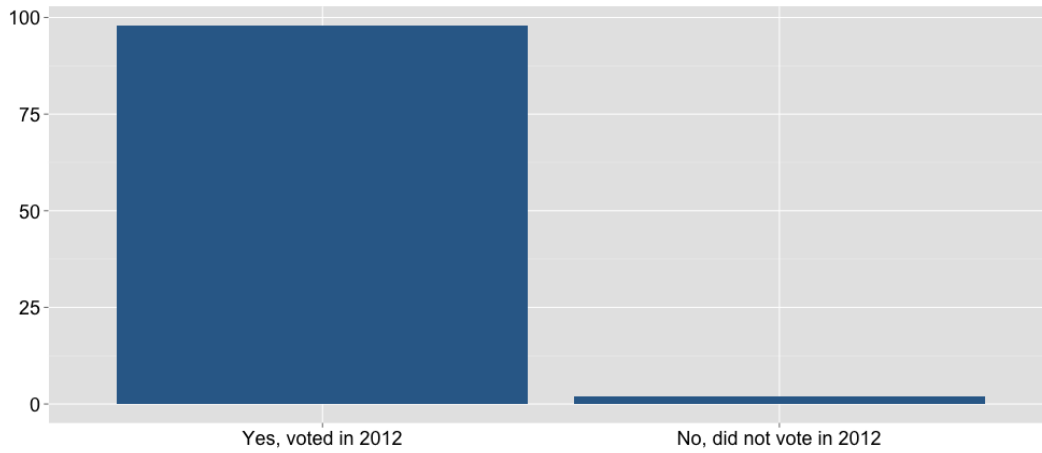
How likely is it that you will vote in the November 2014 general election for United States Senate, Congress, and other political offices?



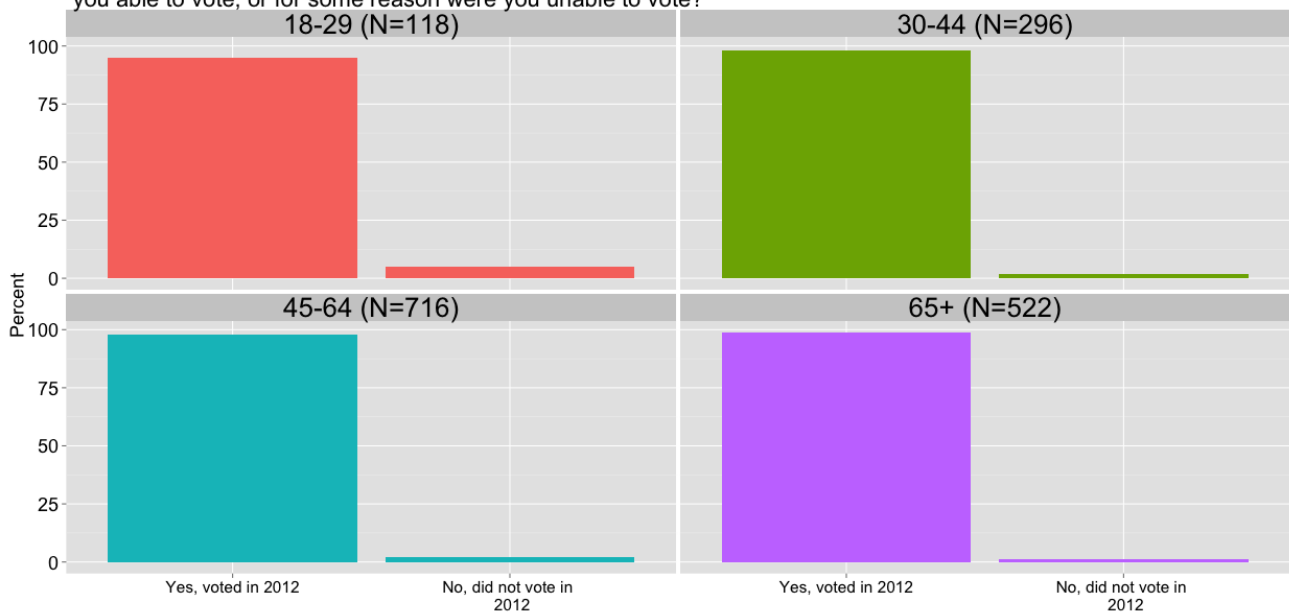
2: Many people weren't able to vote in the election for President and other offices in 2012. How about you? Were you able to vote, or for some reason were you unable to vote?

	Yes, voted in 2012	No, did not vote in 2012	N
Likely Voters	98	2	1652
Republicans	99	1	493
Democrats	97	3	539
Independents	98	2	620
Males	99	1	783
Females	97	3	869
Hispanic	99	1	145
White	98	2	1482
Age: 18-29	95	5	118
Age: 30-44	98	2	296
Age 45-64	98	2	716
Age: 65+	99	1	522
2010 Vote: Democrat	99	1	697
2010 Vote: Republican	98	2	743
Obama - Approve	98	2	714
Obama - Disapprove	99	1	904
ACA will make things better	98	2	437
ACA will have no effect	98	2	459
ACA will make things worse	99	1	756

Many people weren't able to vote in the election for President and other offices in 2012. How about you? Were you able to vote, or for some reason were you unable to vote?



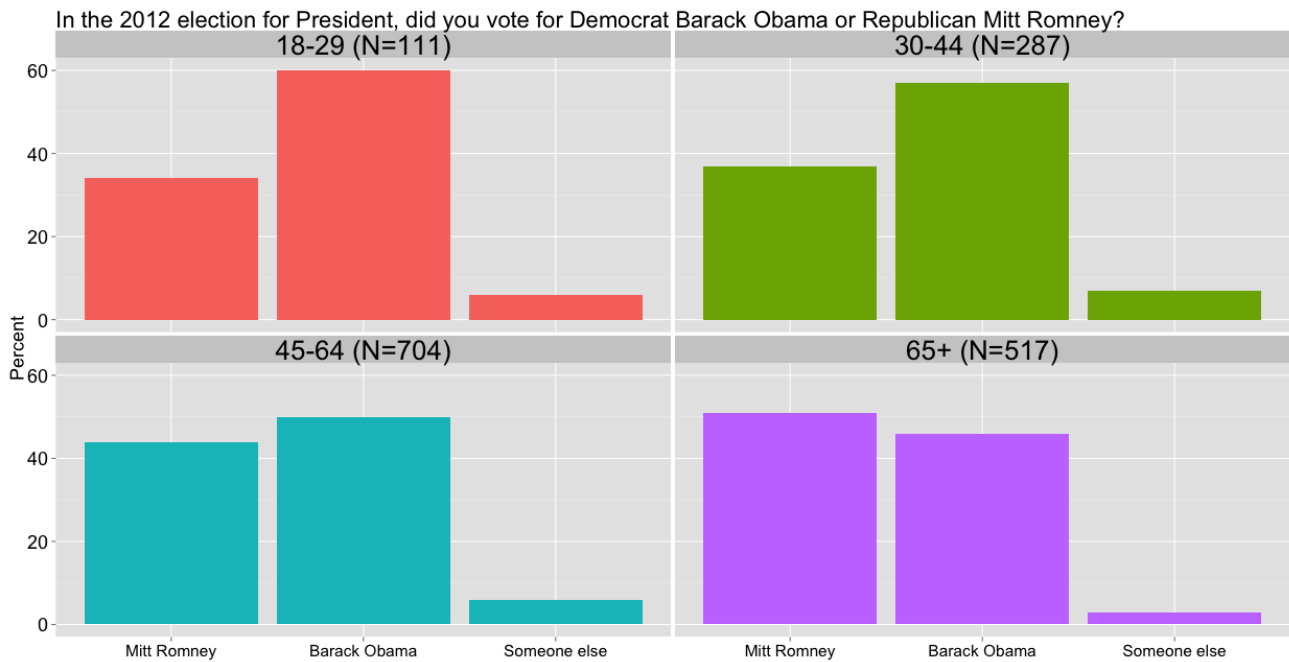
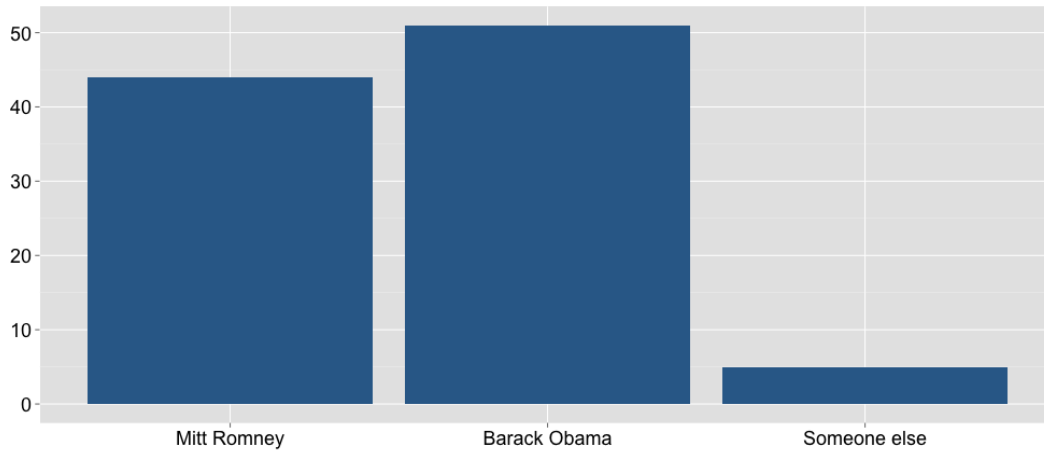
Many people weren't able to vote in the election for President and other offices in 2012. How about you? Were you able to vote, or for some reason were you unable to vote?



3: In the 2012 election for President, did you vote for Democrat Barack Obama or Republican Mitt Romney?

	Mitt Romney	Barack Obama	Someone else	N
Likely Voters	44	51	5	1619
Republicans	89	9	2	487
Democrats	5	94	1	522
Independents	41	47	12	610
Males	50	45	6	774
Females	39	56	5	845
Hispanic	37	61	2	143
White	47	49	4	1454
Age: 18-29	34	60	6	111
Age: 30-44	37	57	7	287
Age 45-64	44	50	6	704
Age: 65+	51	46	3	517
2010 Vote: Democrat	6	92	2	691
2010 Vote: Republican	85	13	3	731
Obama - Approve	4	94	2	696
Obama - Disapprove	76	17	7	891
ACA will make things better	6	94	0	426
ACA will have no effect	22	68	10	450
ACA will make things worse	79	15	5	742

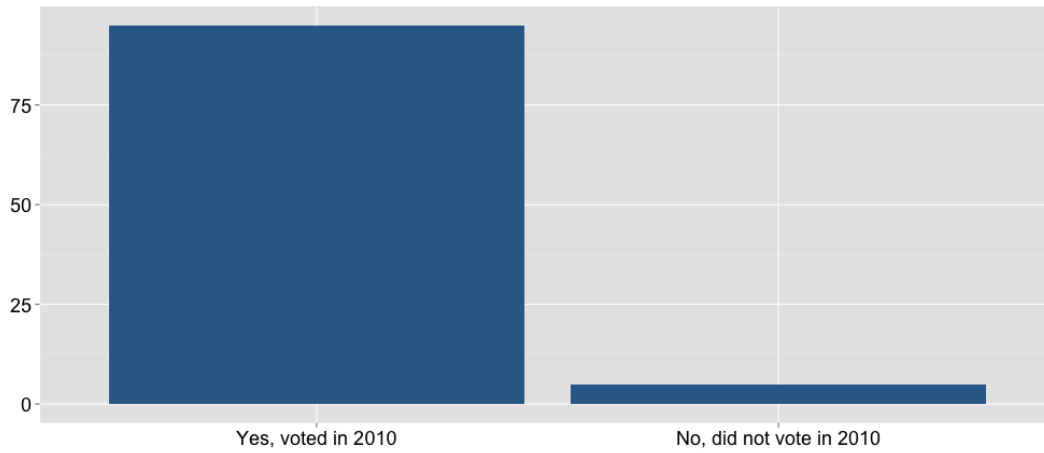
In the 2012 election for President, did you vote for Democrat Barack Obama or Republican Mitt Romney?



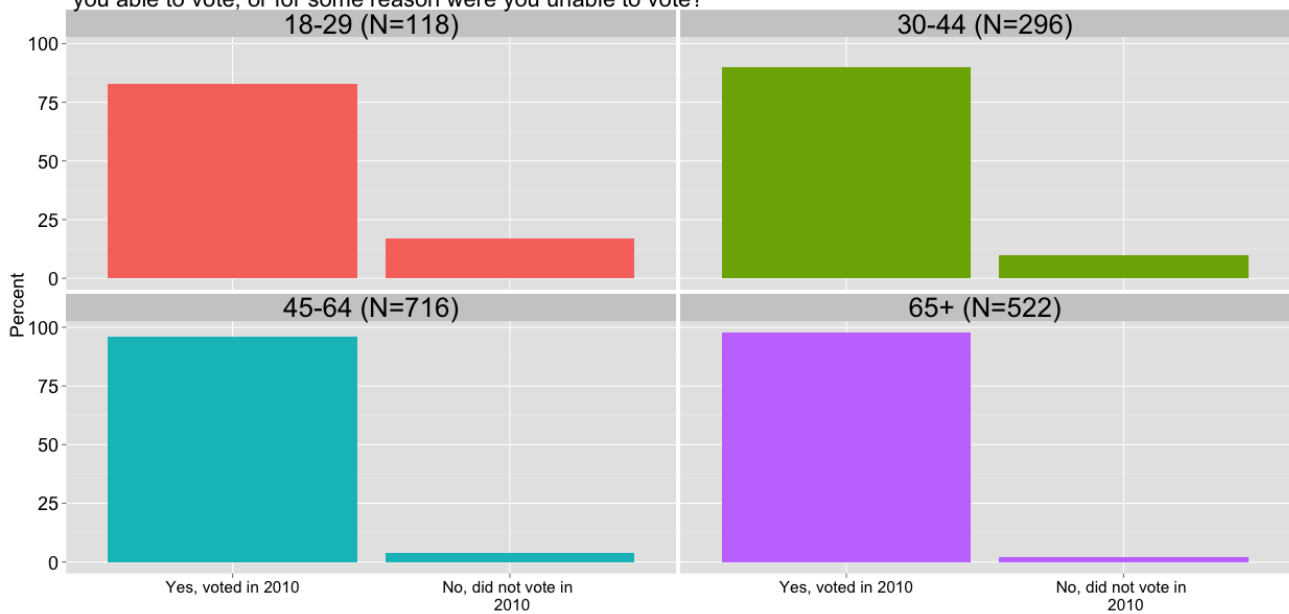
4: Many people weren't able to vote in the election for Congress and other offices in 2010. How about you? Were you able to vote, or for some reason were you unable to vote?

	Yes, voted in 2010	No, did not vote in 2010	N
Likely Voters	95	5	1652
Republicans	96	4	493
Democrats	95	5	539
Independents	94	6	620
Males	97	3	783
Females	93	7	869
Hispanic	95	5	145
White	95	5	1482
Age: 18-29	83	17	118
Age: 30-44	90	10	296
Age 45-64	96	4	716
Age: 65+	98	2	522
2010 Vote: Democrat	100	100	697
2010 Vote: Republican	100	100	743
Obama - Approve	95	5	714
Obama - Disapprove	95	5	904
ACA will make things better	94	6	437
ACA will have no effect	94	6	459
ACA will make things worse	95	5	756

Many people weren't able to vote in the election for Congress and other offices in 2010. How about you? Were you able to vote, or for some reason were you unable to vote?



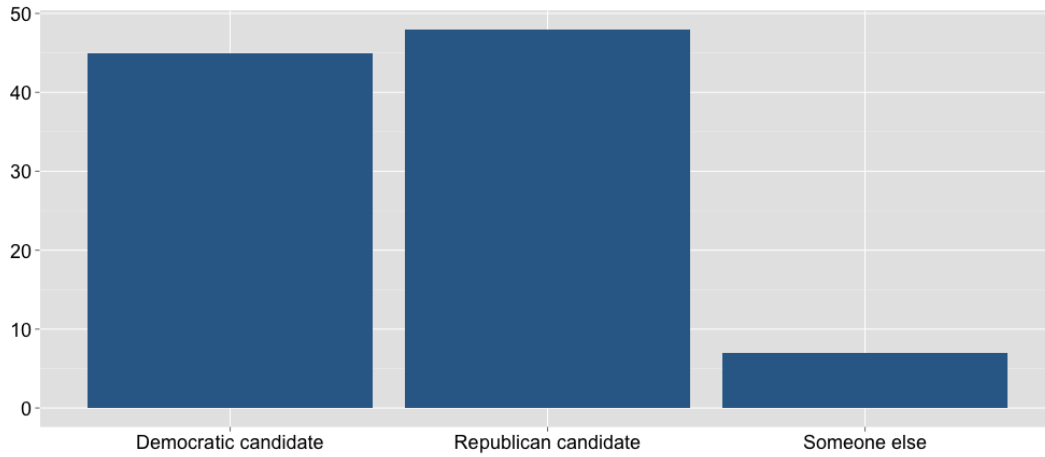
Many people weren't able to vote in the election for Congress and other offices in 2010. How about you? Were you able to vote, or for some reason were you unable to vote?



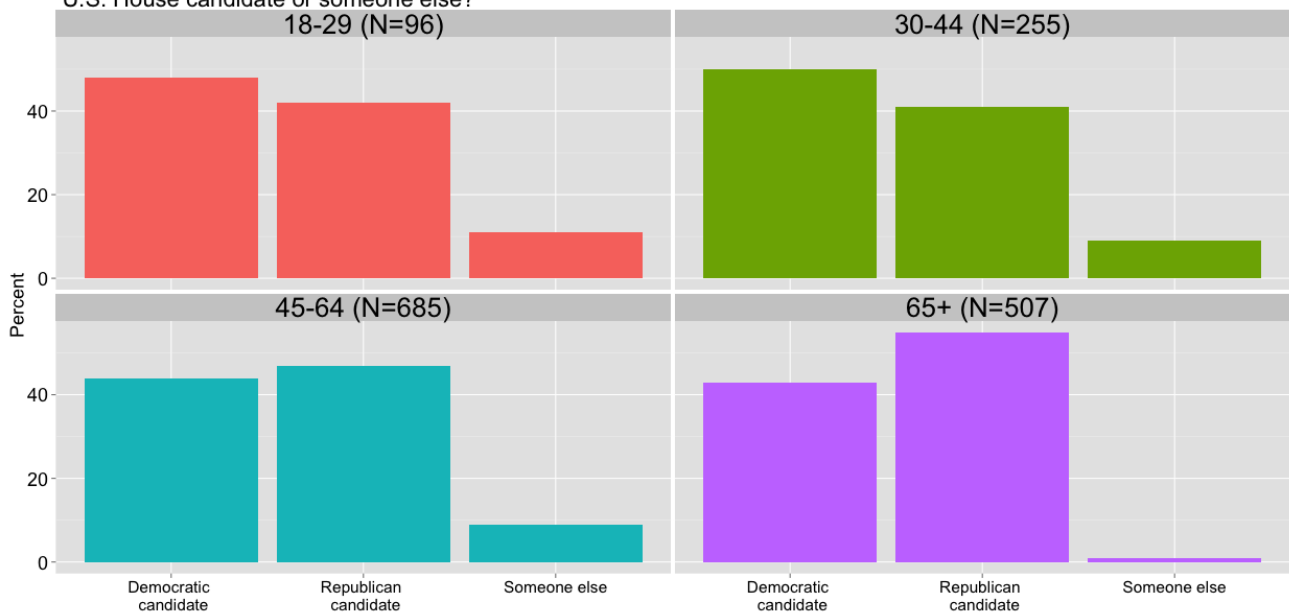
5: In the 2010 election for U.S. House, did you vote for the Democratic U.S. House candidate, the Republican U.S. House candidate or someone else?

	Democratic candidate	Republican candidate	Someone else	N
Likely Voters	45	48	7	1544
Republicans	5	94	1	469
Democrats	92	7	2	495
Independents	38	46	16	580
Males	40	54	6	751
Females	50	43	7	792
Hispanic	54	39	7	138
White	43	51	6	1388
Age: 18-29	48	42	11	96
Age: 30-44	50	41	9	255
Age 45-64	44	47	9	685
Age: 65+	43	55	1	507
2010 Vote: Democrat	100	0	0	697
2010 Vote: Republican	0	100	0	743
Obama - Approve	84	12	4	661
Obama - Disapprove	15	76	9	857
ACA will make things better	84	14	2	400
ACA will have no effect	62	28	10	431
ACA will make things worse	13	80	7	713

In the 2010 election for U.S. House, did you vote for the Democratic U.S. House candidate, the Republican U.S. House candidate or someone else?



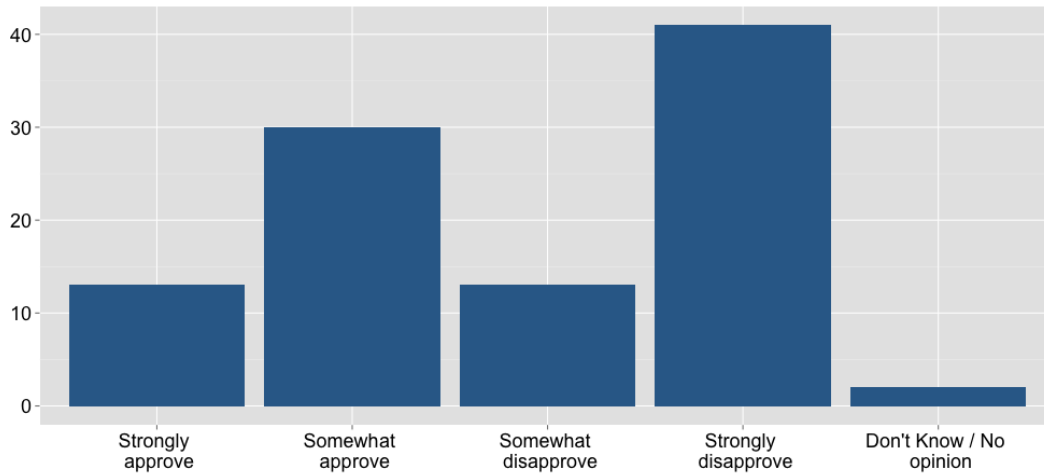
In the 2010 election for U.S. House, did you vote for the Democratic U.S. House candidate, the Republican U.S. House candidate or someone else?



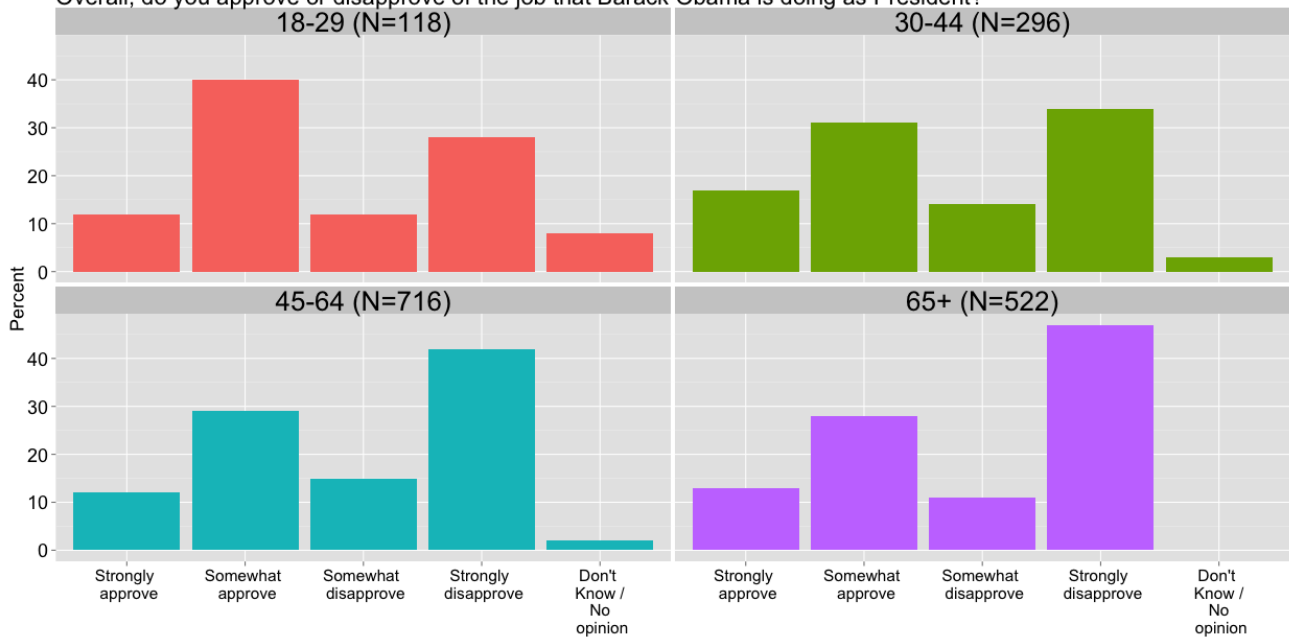
6: Overall, do you approve or disapprove of the job that Barack Obama is doing as President?

	Strongly approve	Somewhat approve	Somewhat disapprove	Strongly disapprove	Don't Know / No opinion	N
Likely Voters	13	30	13	41	2	1652
Republicans	2	6	11	80	1	493
Democrats	33	51	10	4	1	539
Independents	5	30	18	43	4	620
Males	9	30	13	44	3	783
Females	17	30	13	39	2	869
Hispanic	14	45	13	27	1	145
White	12	30	14	43	2	1482
Age: 18-29	12	40	12	28	8	118
Age: 30-44	17	31	14	34	3	296
Age 45-64	12	29	15	42	2	716
Age: 65+	13	28	11	47	0	522
2010 Vote: Democrat	25	54	12	6	2	697
2010 Vote: Republican	3	8	13	75	1	743
Obama - Approve	31	69	0	0	0	714
Obama - Disapprove	0	0	24	76	0	904
ACA will make things better	34	55	6	4	1	437
ACA will have no effect	13	44	20	20	3	459
ACA will make things worse	2	7	14	76	2	756

Overall, do you approve or disapprove of the job that Barack Obama is doing as President?



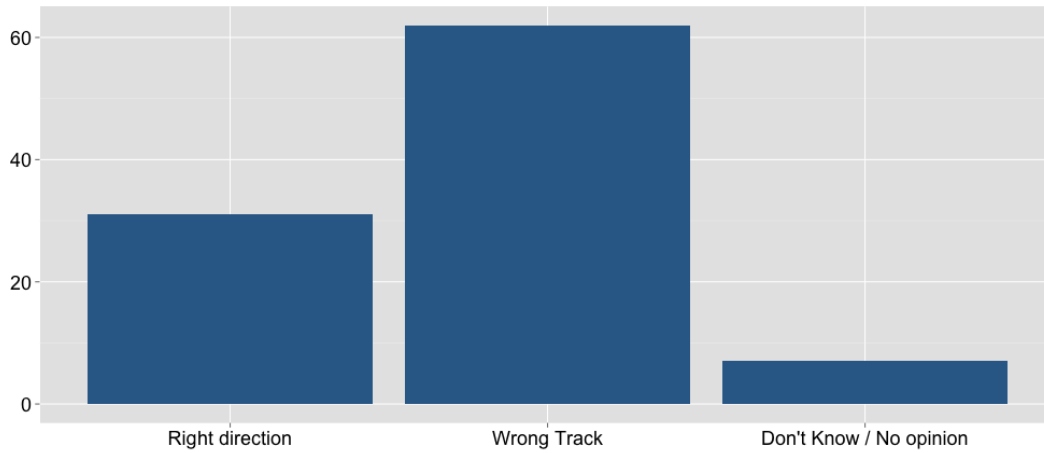
Overall, do you approve or disapprove of the job that Barack Obama is doing as President?



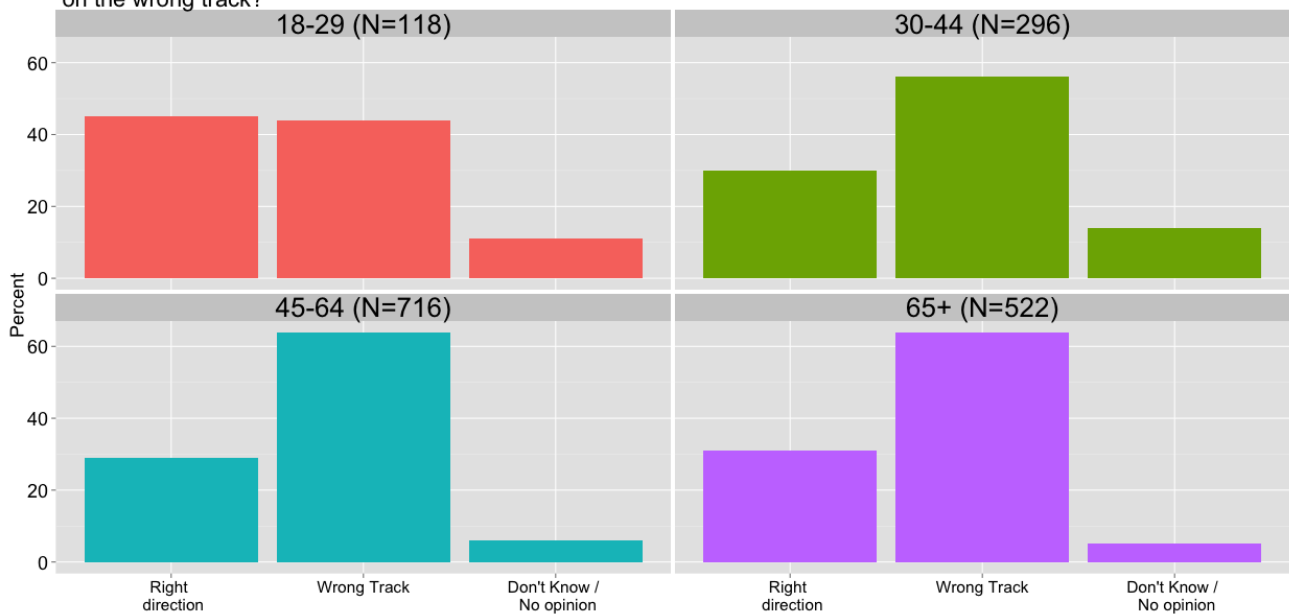
7: Do you think things in this country are generally going in the right direction or do you feel things are off on the wrong track?

	Right direction	Wrong Track	Don't Know / No opinion	N
Likely Voters	31	62	7	1652
Republicans	7	92	2	493
Democrats	60	29	11	539
Independents	25	66	9	620
Males	31	63	6	783
Females	31	60	9	869
Hispanic	41	46	13	145
White	29	64	7	1482
Age: 18-29	45	44	11	118
Age: 30-44	30	56	14	296
Age 45-64	29	64	6	716
Age: 65+	31	64	5	522
2010 Vote: Democrat	56	33	12	697
2010 Vote: Republican	10	88	2	743
Obama - Approve	67	22	12	714
Obama - Disapprove	3	94	2	904
ACA will make things better	65	26	9	437
ACA will have no effect	41	46	13	459
ACA will make things worse	5	92	3	756

Do you think things in this country are generally going in the right direction or do you feel things are off on the wrong track?



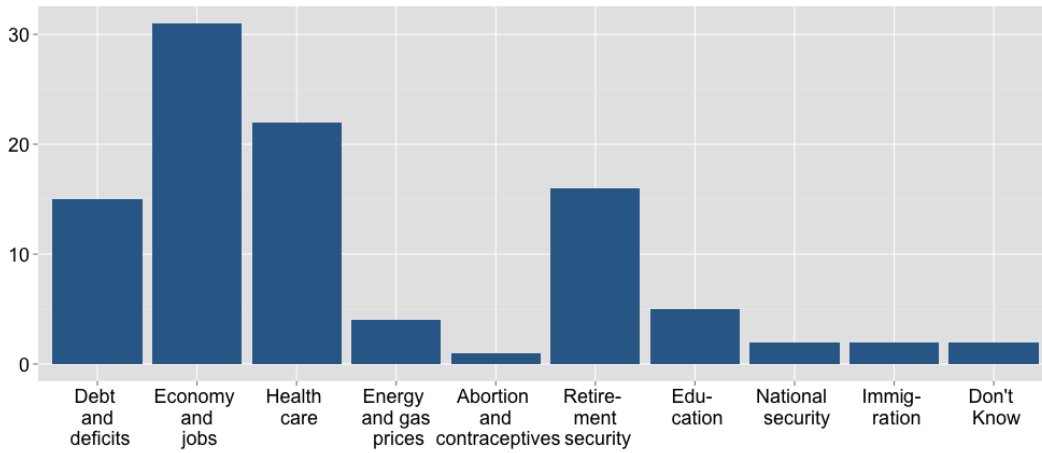
Do you think things in this country are generally going in the right direction or do you feel things are off on the wrong track?



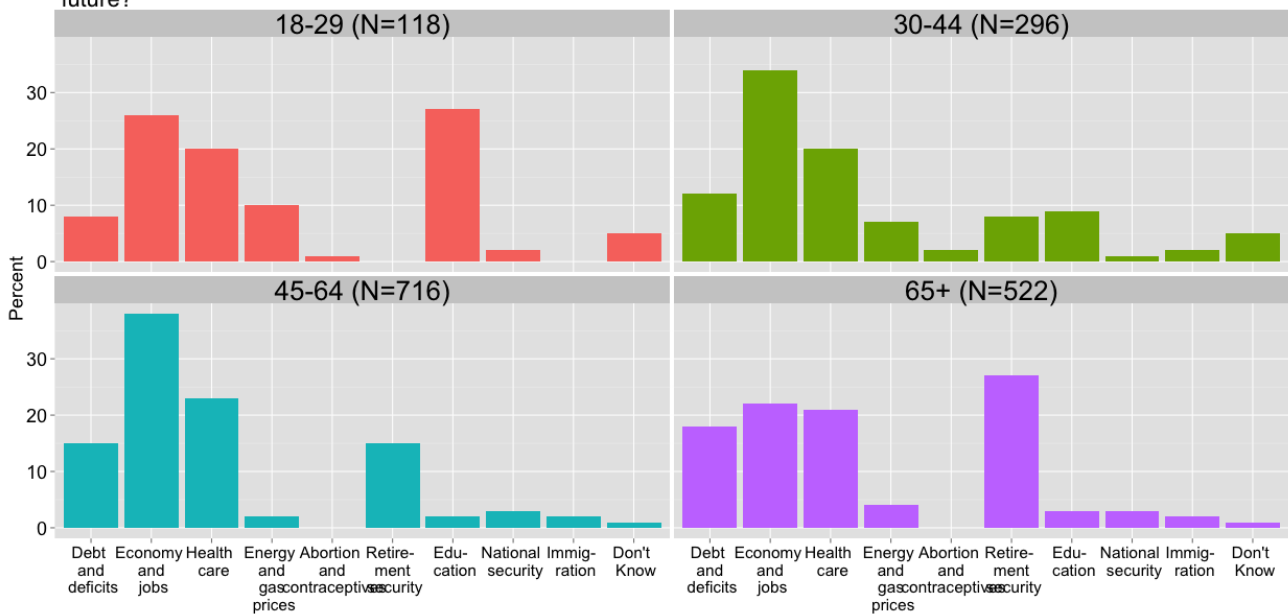
8: From the following list which issue do you believe would have the most impact on you and your family's future?

	Debt and deficits	Economy and jobs	Health care	Energy and gas prices	Abortion and con- tra- cep- tives	Retire- ment secu- rity	Edu- cation	National secu- rity	Immig- ration	Don't Know	N
Likely Voters	15	31	22	4	1	16	5	2	2	2	1652
Republicans	22	26	24	2	1	15	2	4	3	1	493
Democrats	5	33	24	5	1	17	9	3	1	2	539
Independents	18	34	18	4	0	16	5	1	2	2	620
Males	20	30	20	5	1	15	5	2	2	1	783
Females	11	33	23	3	0	17	6	3	2	2	869
Hispanic	10	31	16	5	3	11	14	4	3	3	145
White	16	30	22	4	1	17	5	2	2	1	1482
Age: 18-29	8	26	20	10	1	0	27	2	0	5	118
Age: 30-44	12	34	20	7	2	8	9	1	2	5	296
Age: 45-64	15	38	23	2	0	15	2	3	2	1	716
Age: 65+	18	22	21	4	0	27	3	3	2	1	522
2010 Vote: Democrat	7	34	21	5	0	18	8	2	2	2	697
2010 Vote: Republican	23	27	22	3	1	15	3	3	3	1	743
Obama - Approve	7	34	21	5	1	17	10	3	1	1	714
Obama - Disapprove	22	30	22	3	0	16	1	2	3	1	904
ACA will make things better	6	36	24	5	2	13	11	2	1	1	437
ACA will have no effect	10	36	14	5	0	23	6	2	2	3	459
ACA will make things worse	23	26	25	3	0	14	2	3	3	1	756

From the following list which issue do you believe would have the most impact on you and your family's future?



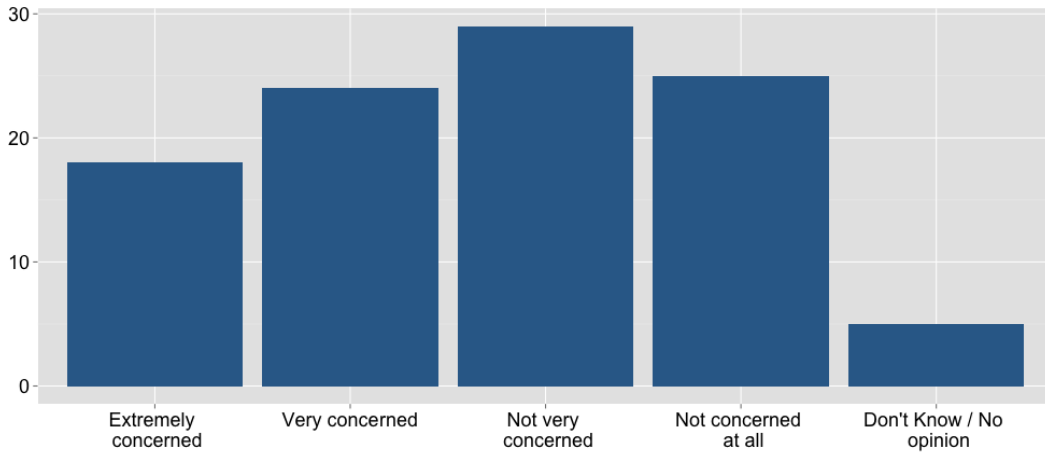
From the following list which issue do you believe would have the most impact on you and your family's future?



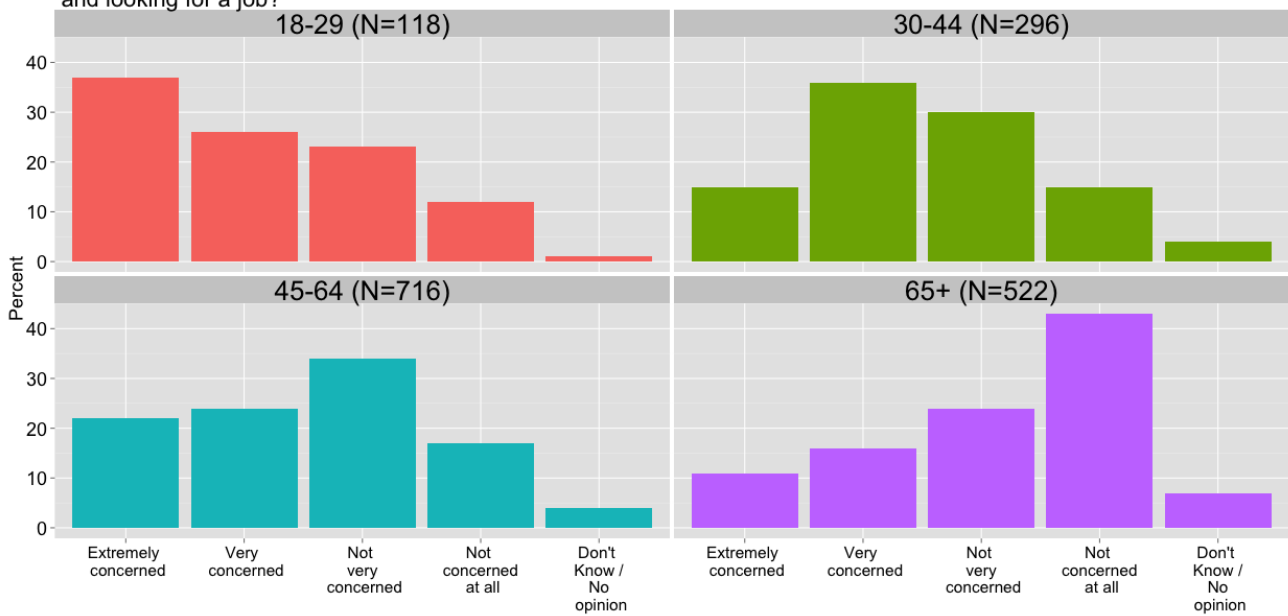
9: How concerned are you in the next 12 months that you or someone else in your household might be out of work and looking for a job?

	Extremely concerned	Very concerned	Not very concerned	Not concerned at all	Don't Know / No opinion	N
Likely Voters	18	24	29	25	5	1652
Republicans	21	24	28	21	7	493
Democrats	15	23	32	28	2	539
Independents	18	24	28	24	5	620
Males	18	23	28	27	3	783
Females	18	24	30	22	6	869
Hispanic	24	21	33	20	2	145
White	17	25	29	25	4	1482
Age: 18-29	37	26	23	12	1	118
Age: 30-44	15	36	30	15	4	296
Age 45-64	22	24	34	17	4	716
Age: 65+	11	16	24	43	7	522
2010 Vote: Democrat	15	20	33	28	4	697
2010 Vote: Republican	19	24	27	24	6	743
Obama - Approve	13	21	35	28	2	714
Obama - Disapprove	22	26	25	21	6	904
ACA will make things better	18	23	35	22	2	437
ACA will have no effect	10	22	30	34	5	459
ACA will make things worse	23	26	26	20	6	756

How concerned are you in the next 12 months that you or someone else in your household might be out of work and looking for a job?



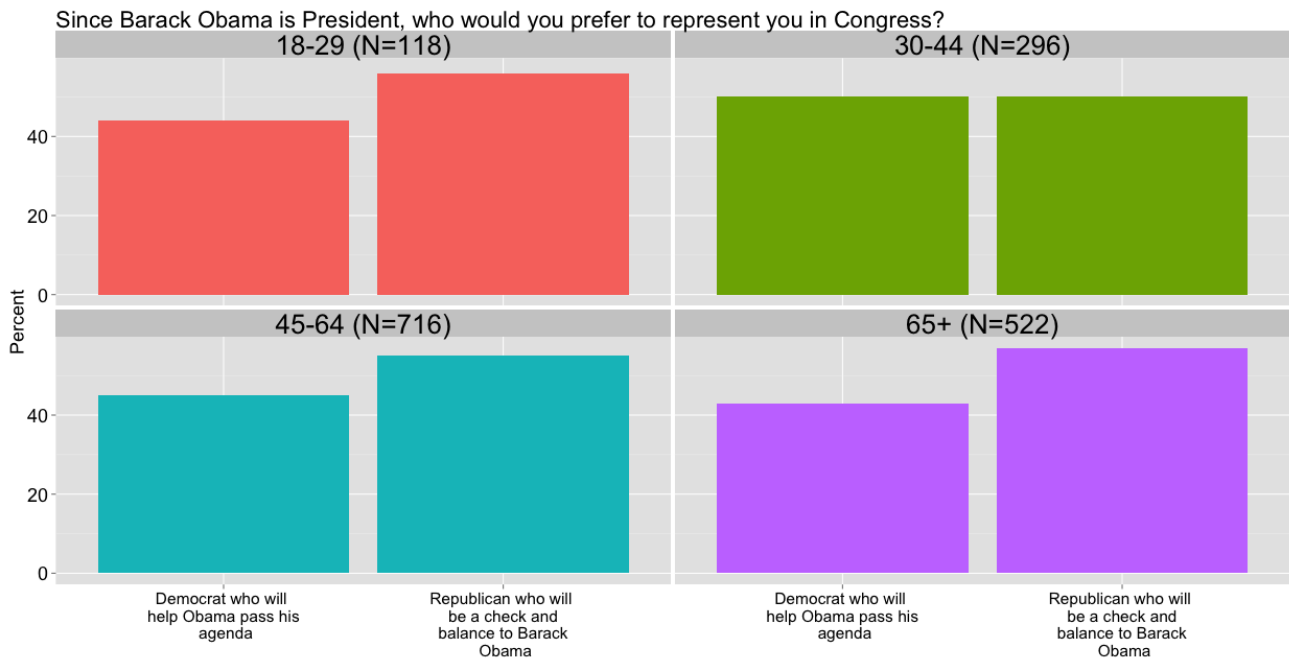
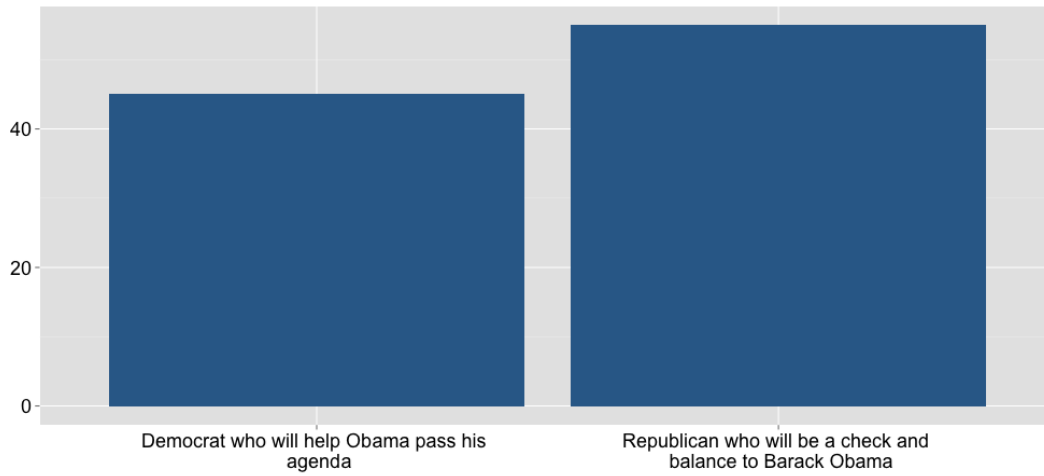
How concerned are you in the next 12 months that you or someone else in your household might be out of work and looking for a job?



10: Since Barack Obama is President, who would you prefer to represent you in Congress?

	Democrat who will help Obama pass his agenda	Republican who will be a check and balance to Barack Obama	N
Likely Voters	45	55	1652
Republicans	5	95	493
Democrats	89	11	539
Independents	38	62	620
Males	41	59	783
Females	49	51	869
Hispanic	60	40	145
White	43	57	1482
Age: 18-29	44	56	118
Age: 30-44	50	50	296
Age 45-64	45	55	716
Age: 65+	43	57	522
2010 Vote: Democrat	85	15	697
2010 Vote: Republican	9	91	743
Obama - Approve	92	8	714
Obama - Disapprove	9	91	904
ACA will make things better	88	12	437
ACA will have no effect	61	39	459
ACA will make things worse	10	90	756

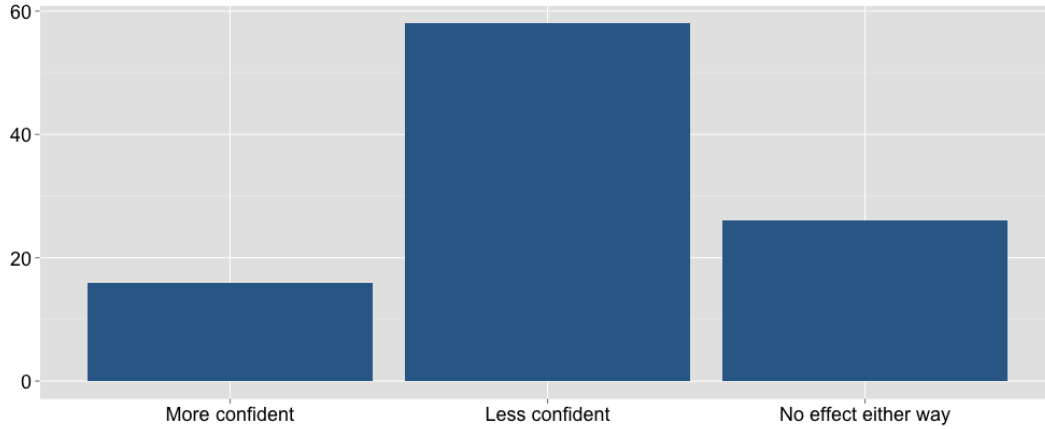
Since Barack Obama is President, who would you prefer to represent you in Congress?



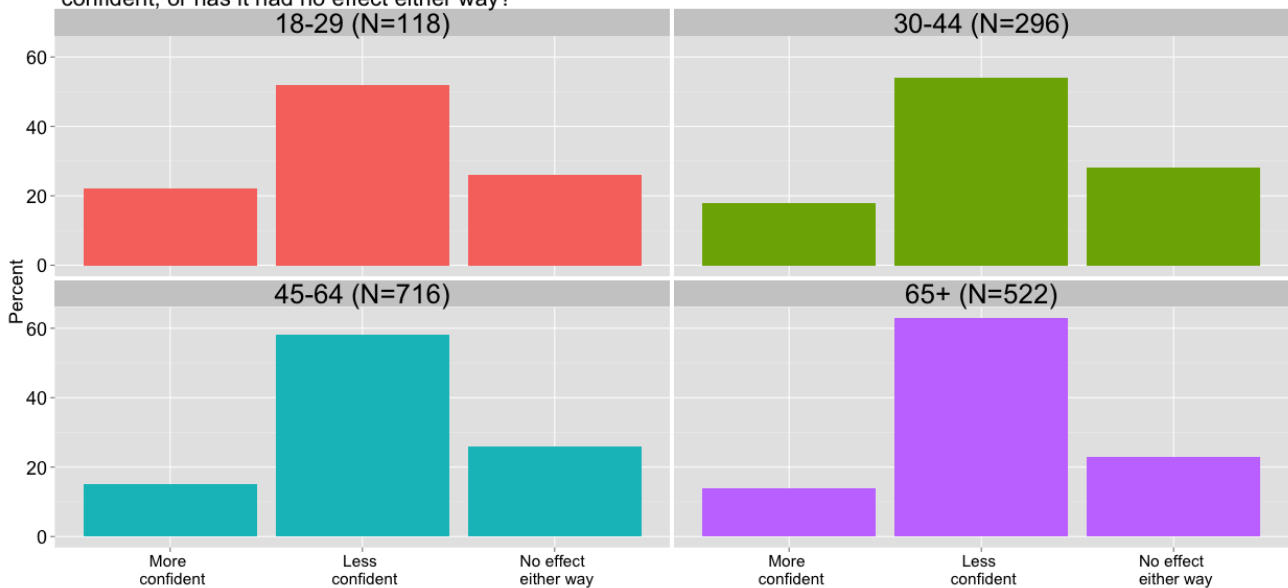
11: In recent months, key provisions of Obamacare have taken effect. Has the government's implementation of Obamacare thus far made you more confident in the government's ability to address national problems, less confident, or has it had no effect either way?

	More confident	Less confident	No effect either way	N
Likely Voters	16	58	26	1652
Republicans	4	92	4	493
Democrats	33	27	40	539
Independents	11	59	30	620
Males	16	60	24	783
Females	16	57	27	869
Hispanic	29	39	32	145
White	14	62	24	1482
Age: 18-29	22	52	26	118
Age: 30-44	18	54	28	296
Age 45-64	15	58	26	716
Age: 65+	14	63	23	522
2010 Vote: Democrat	30	30	40	697
2010 Vote: Republican	4	87	9	743
Obama - Approve	34	22	45	714
Obama - Disapprove	2	89	9	904
ACA will make things better	40	23	37	437
ACA will have no effect	15	40	45	459
ACA will make things worse	2	90	7	756

In recent months, key provisions of Obamacare have taken effect. Has the government's implementation of Obamacare thus far made you more confident in the government's ability to address national problems, less confident, or has it had no effect either way?



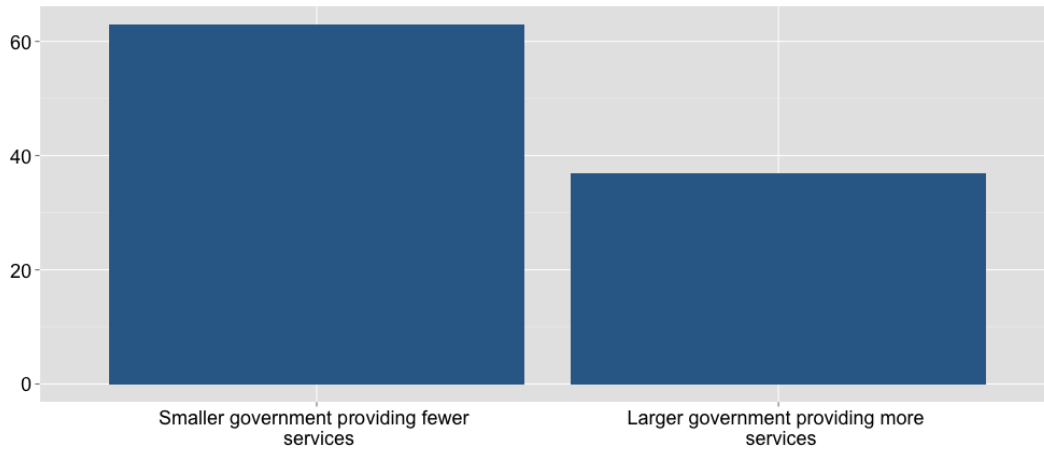
In recent months, key provisions of Obamacare have taken effect. Has the government's implementation of Obamacare thus far made you more confident in the government's ability to address national problems, less confident, or has it had no effect either way?



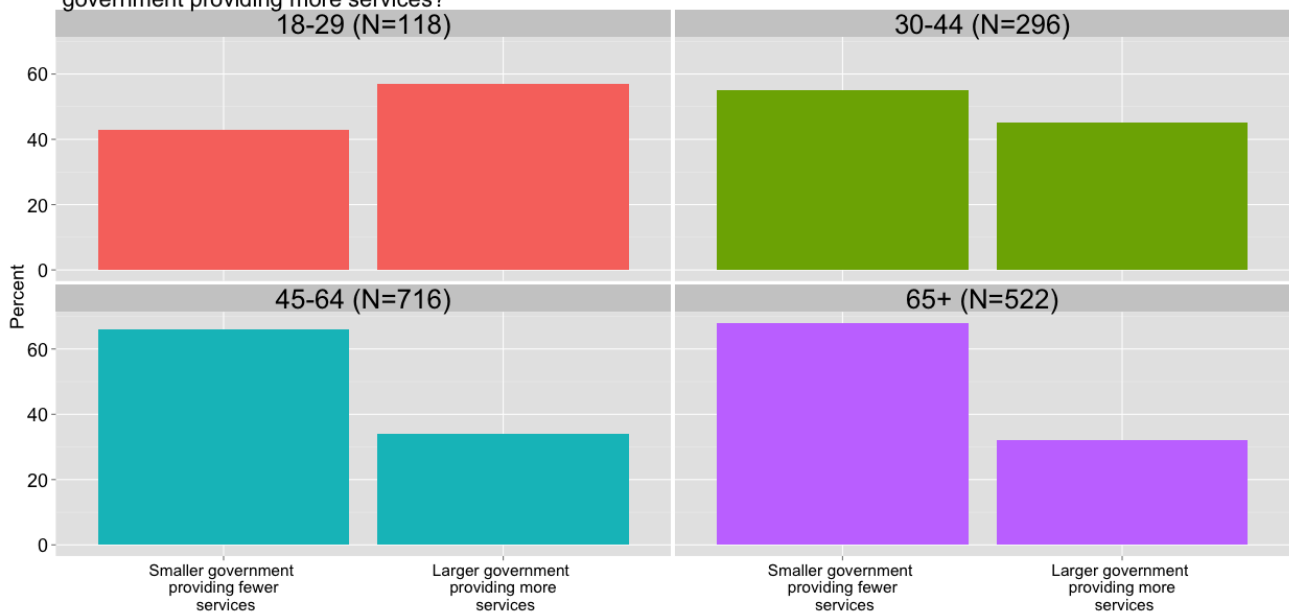
12: If you had to choose, would you rather have a smaller government providing fewer services, or a larger government providing more services?

	Smaller government providing fewer services	Larger government providing more services	N
Likely Voters	63	37	1652
Republicans	89	11	493
Democrats	30	70	539
Independents	70	30	620
Males	69	31	783
Females	57	43	869
Hispanic	56	44	145
White	66	34	1482
Age: 18-29	43	57	118
Age: 30-44	55	45	296
Age 45-64	66	34	716
Age: 65+	68	32	522
2010 Vote: Democrat	35	65	697
2010 Vote: Republican	90	10	743
Obama - Approve	33	67	714
Obama - Disapprove	87	13	904
ACA will make things better	26	74	437
ACA will have no effect	55	45	459
ACA will make things worse	89	11	756

If you had to choose, would you rather have a smaller government providing fewer services, or a larger government providing more services?



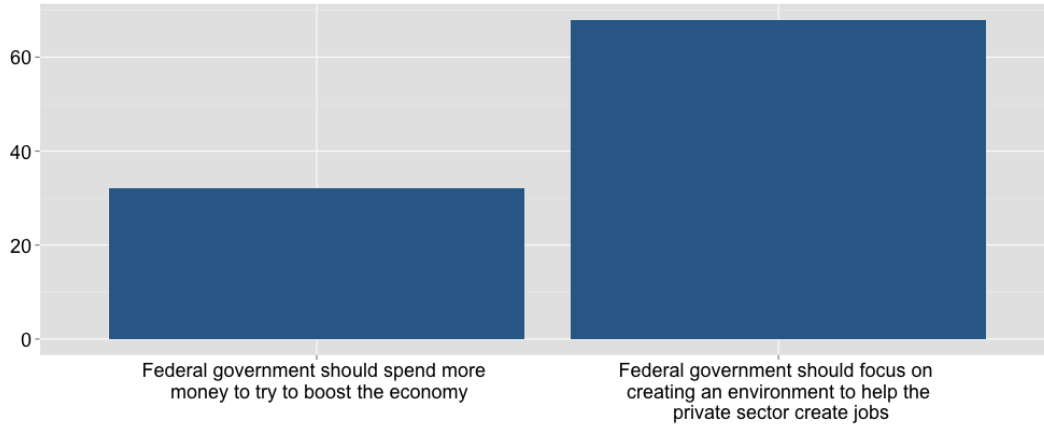
If you had to choose, would you rather have a smaller government providing fewer services, or a larger government providing more services?



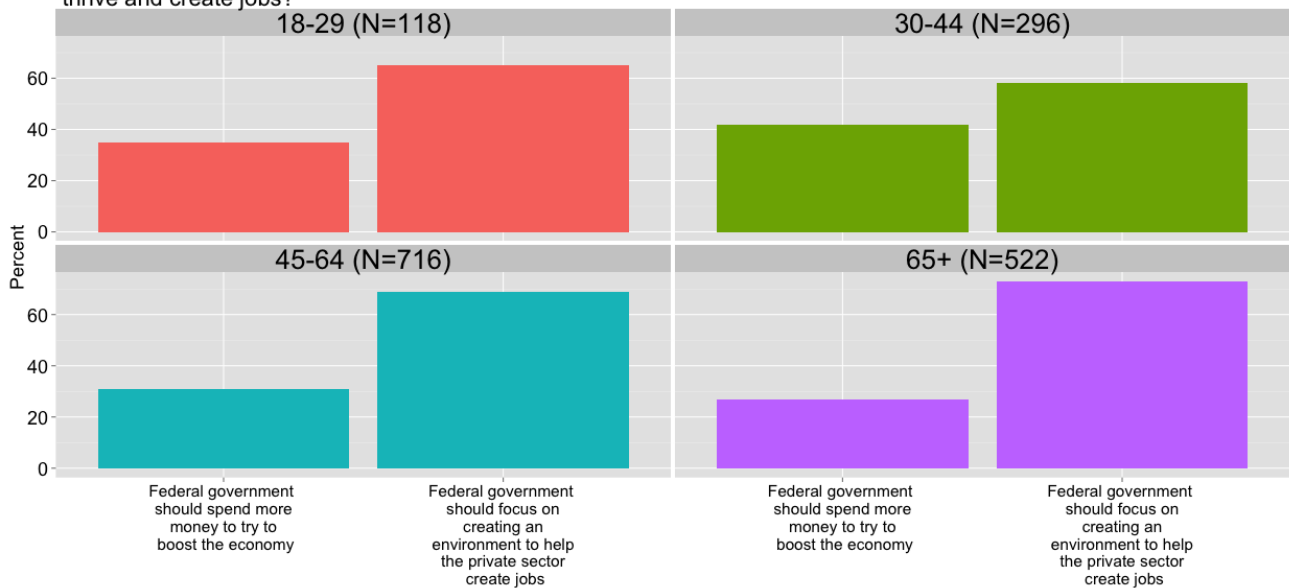
13: Do you think the federal government should spend more money to try to boost the economy and create jobs, or do you think the federal government should focus on creating an environment that helps the private sector thrive and create jobs?

	Federal government should spend more money to try to boost the economy	Federal government should focus on creating an environment to help the private sector create jobs	N
Likely Voters	32	68	1652
Republicans	11	89	493
Democrats	56	44	539
Independents	28	72	620
Males	28	72	783
Females	35	65	869
Hispanic	45	55	145
White	31	69	1482
Age: 18-29	35	65	118
Age: 30-44	42	58	296
Age 45-64	31	69	716
Age: 65+	27	73	522
2010 Vote: Democrat	55	45	697
2010 Vote: Republican	11	89	743
Obama - Approve	53	47	714
Obama - Disapprove	14	86	904
ACA will make things better	57	43	437
ACA will have no effect	36	64	459
ACA will make things worse	14	86	756

Do you think the federal government should spend more money to try to boost the economy and create jobs, or do you think the federal government should focus on creating an environment that helps the private sector thrive and create jobs?



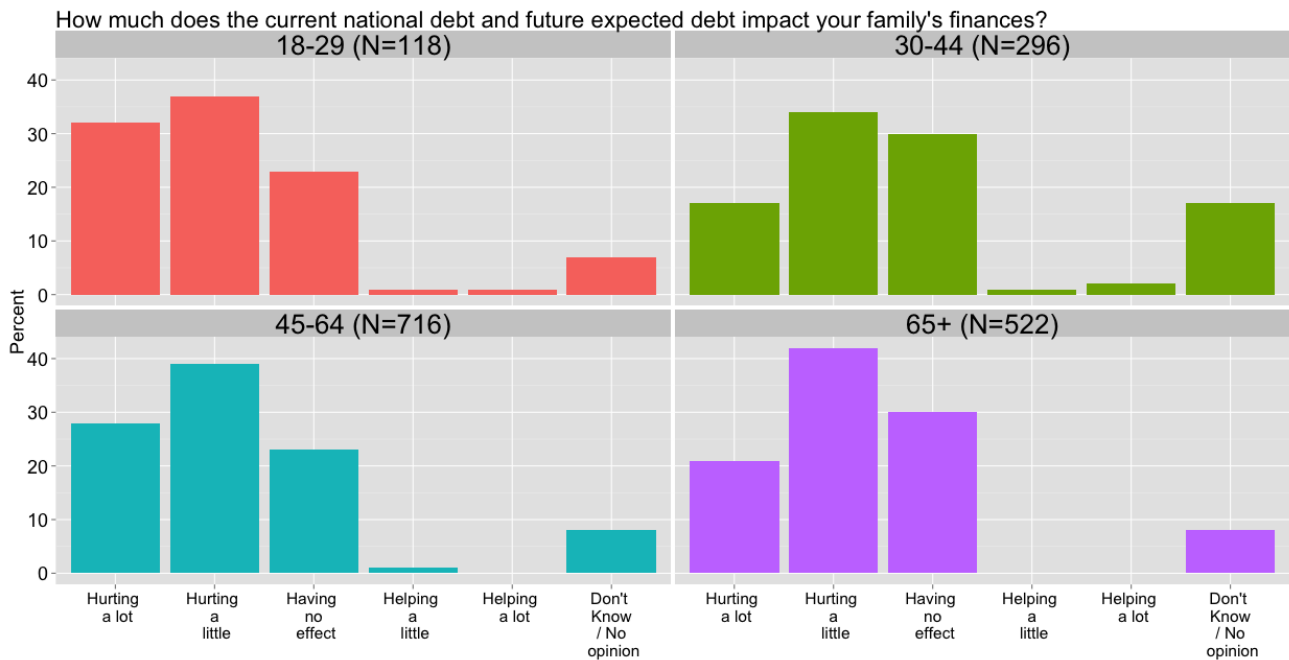
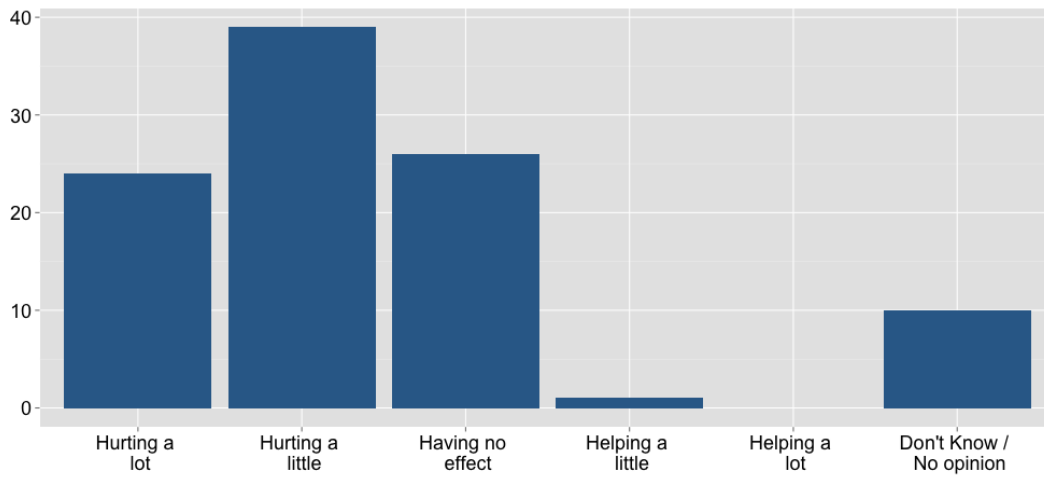
Do you think the federal government should spend more money to try to boost the economy and create jobs, or do you think the federal government should focus on creating an environment that helps the private sector thrive and create jobs?



14: How much does the current national debt and future expected debt impact your family's finances?

	Hurting a lot	Hurting a little	Having no effect	Helping a little	Helping a lot	Don't Know / No opinion	N
Likely Voters	24	39	26	1	0	10	1652
Republicans	36	44	12	0	0	7	493
Democrats	14	34	37	2	1	12	539
Independents	22	38	29	0	0	10	620
Males	23	41	28	1	1	6	783
Females	25	37	25	1	0	12	869
Hispanic	15	37	32	2	2	13	145
White	24	41	25	1	0	9	1482
Age: 18-29	32	37	23	1	1	7	118
Age: 30-44	17	34	30	1	2	17	296
Age 45-64	28	39	23	1	0	8	716
Age: 65+	21	42	30	0	0	8	522
2010 Vote: Democrat	12	36	38	1	0	11	697
2010 Vote: Republican	32	45	16	0	1	7	743
Obama - Approve	9	34	41	2	1	12	714
Obama - Disapprove	35	43	15	0	0	7	904
ACA will make things better	11	36	39	2	1	10	437
ACA will have no effect	11	33	42	1	0	13	459
ACA will make things worse	39	44	10	0	0	7	756

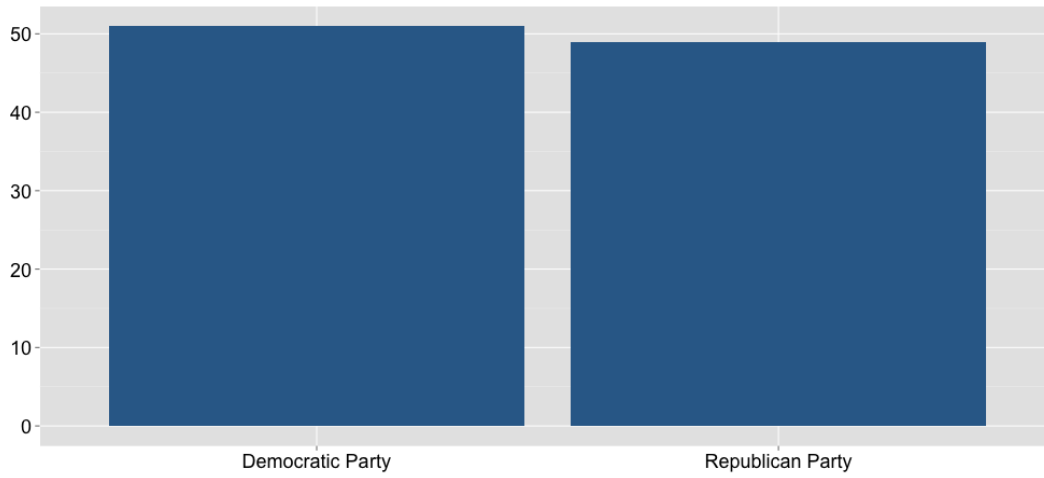
How much does the current national debt and future expected debt impact your family's finances?



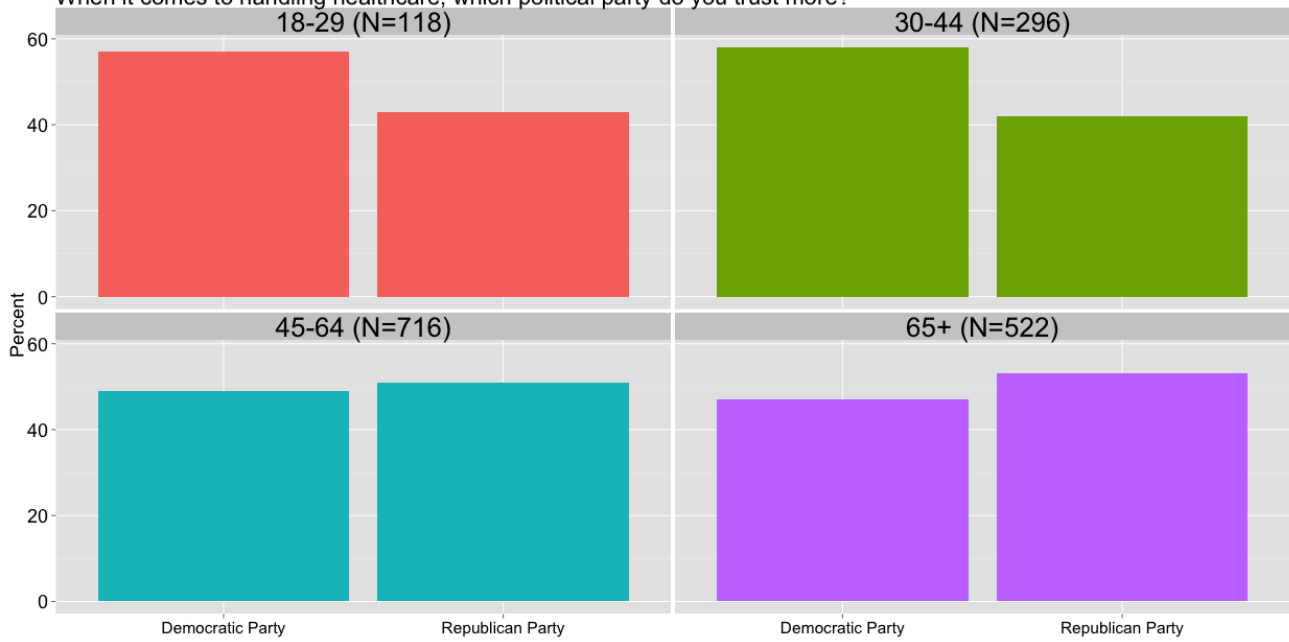
15: When it comes to handling healthcare, which political party do you trust more?

	Democratic Party	Republican Party	N
Likely Voters	51	49	1652
Republicans	8	92	493
Democrats	95	5	539
Independents	47	53	620
Males	47	53	783
Females	55	45	869
Hispanic	60	40	145
White	49	51	1482
Age: 18-29	57	43	118
Age: 30-44	58	42	296
Age 45-64	49	51	716
Age: 65+	47	53	522
2010 Vote: Democrat	91	9	697
2010 Vote: Republican	13	87	743
Obama - Approve	95	5	714
Obama - Disapprove	16	84	904
ACA will make things better	94	6	437
ACA will have no effect	70	30	459
ACA will make things worse	15	85	756

When it comes to handling healthcare, which political party do you trust more?



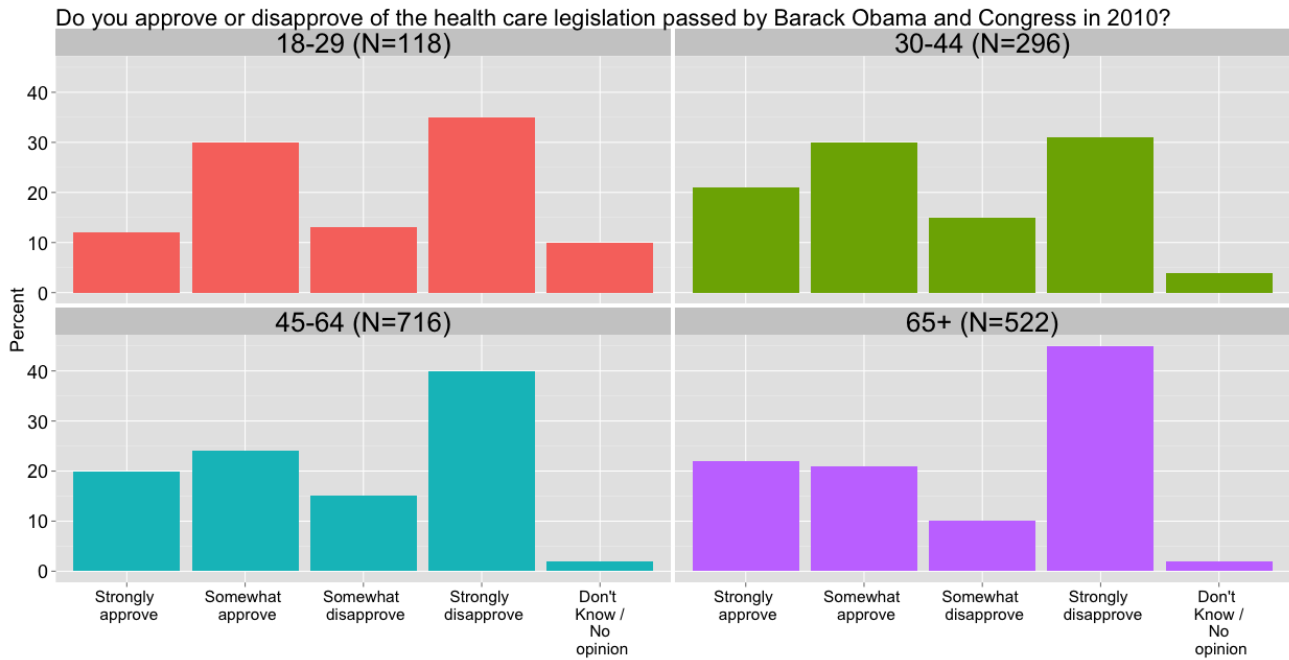
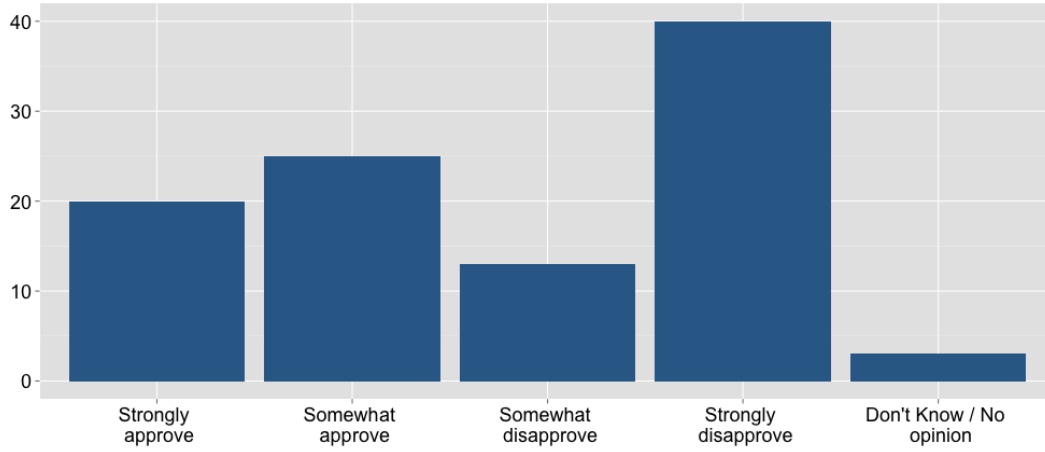
When it comes to handling healthcare, which political party do you trust more?



16: Do you approve or disapprove of the health care legislation passed by Barack Obama and Congress in 2010?

	Strongly approve	Somewhat approve	Somewhat disapprove	Strongly disapprove	Don't Know / No opinion	N
Likely Voters	20	25	13	40	3	1652
Republicans	3	6	13	77	1	493
Democrats	45	39	8	5	3	539
Independents	12	27	18	39	4	620
Males	17	24	14	42	3	783
Females	23	25	13	37	2	869
Hispanic	27	28	9	30	7	145
White	18	25	14	41	2	1482
Age: 18-29	12	30	13	35	10	118
Age: 30-44	21	30	15	31	4	296
Age 45-64	20	24	15	40	2	716
Age: 65+	22	21	10	45	2	522
2010 Vote: Democrat	38	42	9	7	4	697
2010 Vote: Republican	4	9	16	70	1	743
Obama - Approve	44	46	6	1	3	714
Obama - Disapprove	1	8	19	70	1	904
ACA will make things better	53	39	5	1	2	437
ACA will have no effect	20	42	17	16	5	459
ACA will make things worse	1	6	16	76	1	756

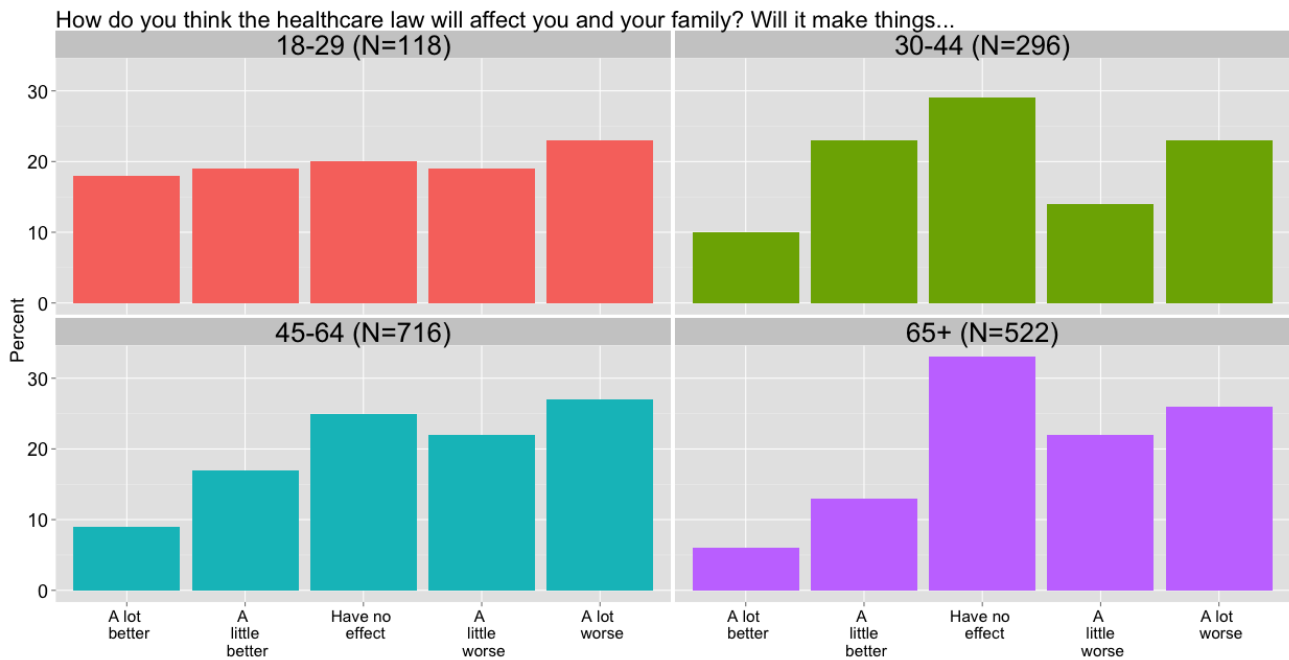
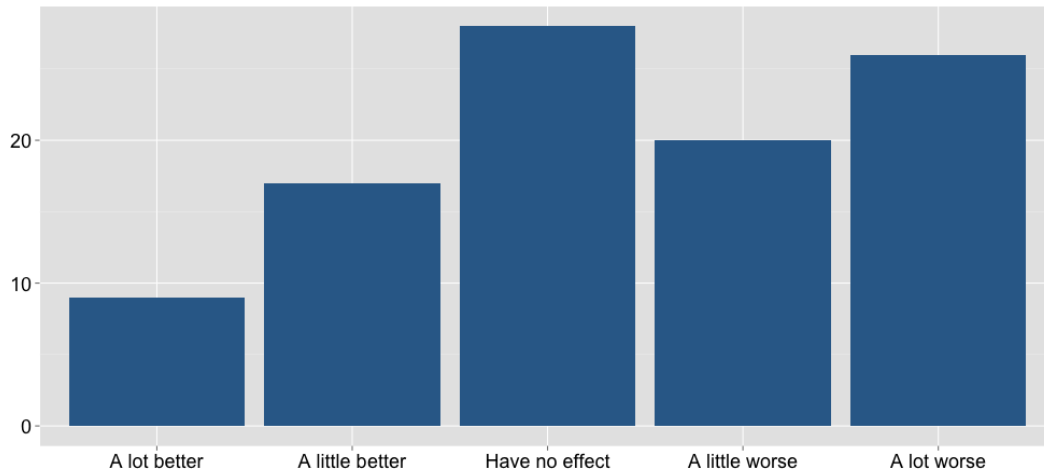
Do you approve or disapprove of the health care legislation passed by Barack Obama and Congress in 2010?



17: How do you think the healthcare law will affect you and your family? Will it make things...

	A lot better	A little better	Have no effect	A little worse	A lot worse	N
Likely Voters	9	17	28	20	26	1652
Republicans	1	4	15	31	50	493
Democrats	20	35	33	9	4	539
Independents	7	13	34	22	24	620
Males	8	16	28	22	26	783
Females	10	19	28	19	25	869
Hispanic	18	29	21	10	21	145
White	8	17	27	22	27	1482
Age: 18-29	18	19	20	19	23	118
Age: 30-44	10	23	29	14	23	296
Age 45-64	9	17	25	22	27	716
Age: 65+	6	13	33	22	26	522
2010 Vote: Democrat	18	30	38	9	5	697
2010 Vote: Republican	2	5	16	32	45	743
Obama - Approve	20	34	36	7	1	714
Obama - Disapprove	0	4	20	31	44	904
ACA will make things better	35	65	0	0	0	437
ACA will have no effect	0	0	100	0	0	459
ACA will make things worse	0	0	0	44	56	756

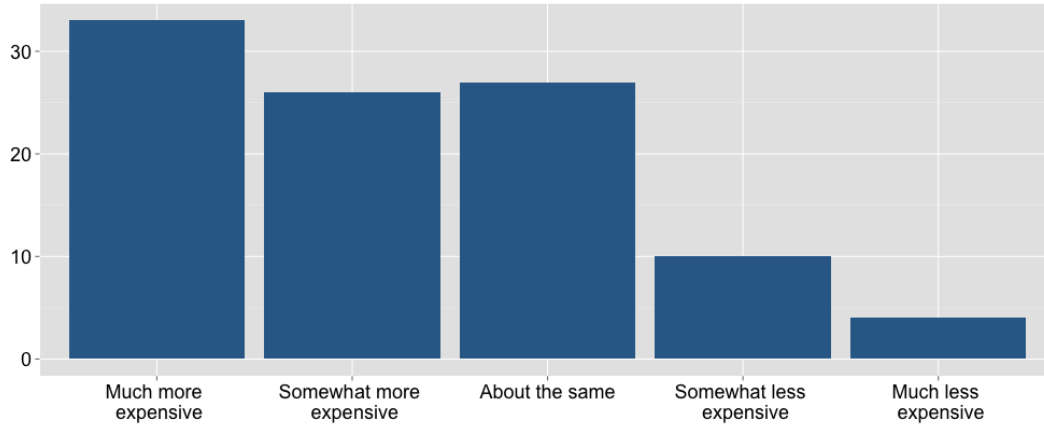
How do you think the healthcare law will affect you and your family? Will it make things...



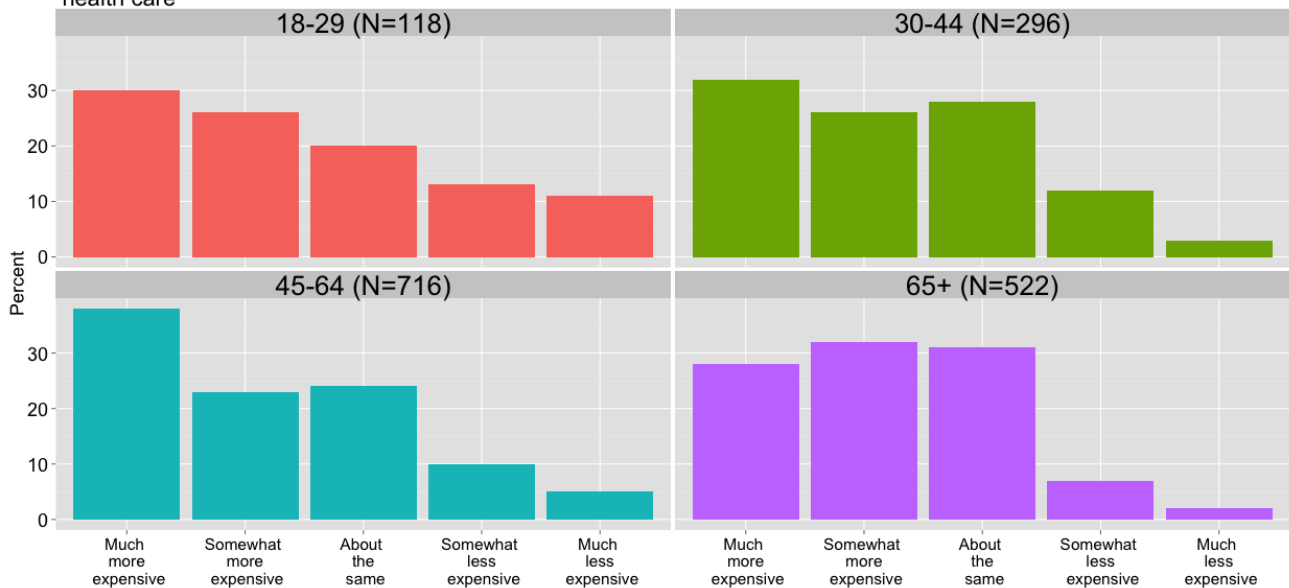
18: In the long run, how do you think the 2010 health care law will affect how much you pay in total healthcare costs, such as appointment co-payments, monthly premiums, deductibles and drug co-payments? Will it make health care

	Much more expensive	Somewhat more expensive	About the same	Somewhat less expensive	Much less expensive	N
Likely Voters	33	26	27	10	4	1652
Republicans	57	32	9	1	0	493
Democrats	10	21	41	19	9	539
Independents	34	27	28	9	2	620
Males	35	27	24	9	4	783
Females	32	26	29	10	4	869
Hispanic	25	25	31	9	10	145
White	34	27	26	10	3	1482
Age: 18-29	30	26	20	13	11	118
Age: 30-44	32	26	28	12	3	296
Age 45-64	38	23	24	10	5	716
Age: 65+	28	32	31	7	2	522
2010 Vote: Democrat	9	22	43	18	8	697
2010 Vote: Republican	54	32	11	3	1	743
Obama - Approve	7	20	46	19	8	714
Obama - Disapprove	54	32	11	2	0	904
ACA will make things better	5	17	37	28	13	437
ACA will have no effect	12	27	53	7	1	459
ACA will make things worse	63	31	5	1	1	756

In the long run, how do you think the 2010 health care law will affect how much you pay in total healthcare costs, such as appointment co-payments, monthly premiums, deductibles and drug co-payments? Will it make health care



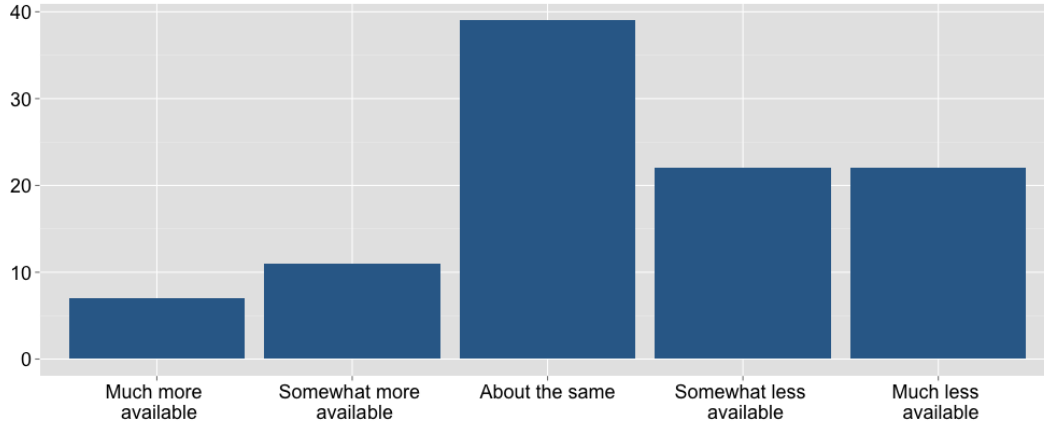
In the long run, how do you think the 2010 health care law will affect how much you pay in total healthcare costs, such as appointment co-payments, monthly premiums, deductibles and drug co-payments? Will it make health care



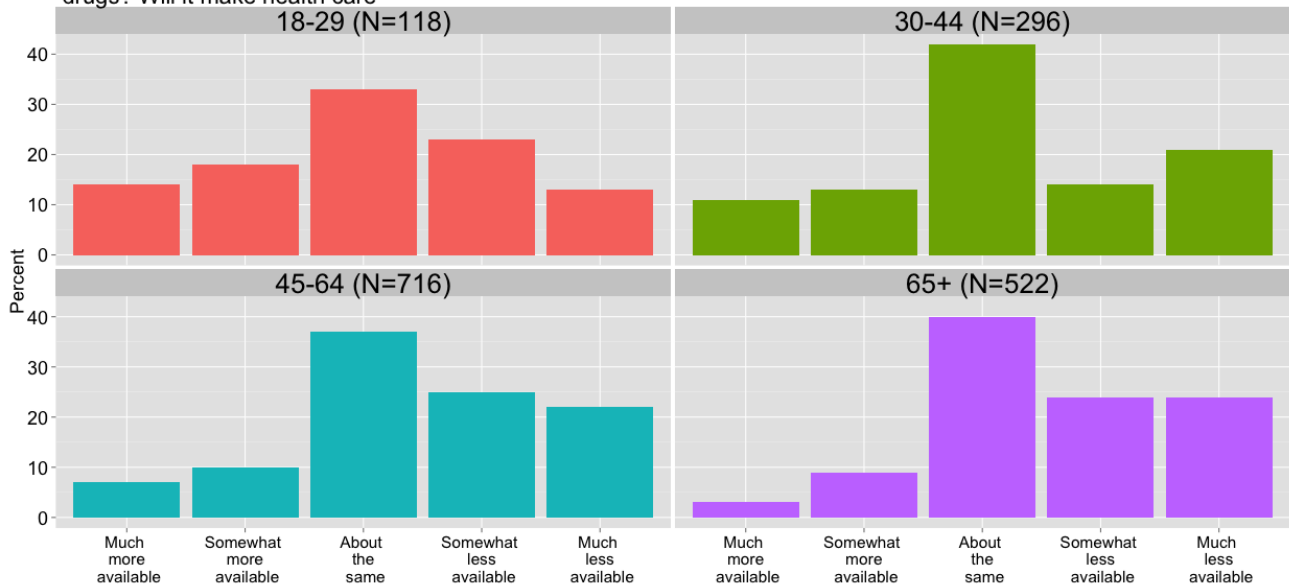
19: In the long run, how do you think the 2010 health care law will affect the availability of medical benefits you receive from your health insurance, such as doctor's appointments, medical treatments and prescription drugs? Will it make health care

	Much more available	Somewhat more available	About the same	Somewhat less available	Much less available	N
Likely Voters	7	11	39	22	22	1652
Republicans	1	2	21	36	40	493
Democrats	16	20	50	11	3	539
Independents	4	9	43	21	23	620
Males	7	12	36	24	22	783
Females	7	9	41	21	21	869
Hispanic	19	14	40	12	15	145
White	6	10	38	23	23	1482
Age: 18-29	14	18	33	23	13	118
Age: 30-44	11	13	42	14	21	296
Age 45-64	7	10	37	25	22	716
Age: 65+	3	9	40	24	24	522
2010 Vote: Democrat	13	19	53	11	3	697
2010 Vote: Republican	2	2	25	33	38	743
Obama - Approve	15	20	55	8	2	714
Obama - Disapprove	1	3	25	34	37	904
ACA will make things better	23	27	45	5	1	437
ACA will have no effect	2	11	73	11	3	459
ACA will make things worse	1	1	14	39	45	756

In the long run, how do you think the 2010 health care law will affect the availability of medical benefits you receive from your health insurance, such as doctor's appointments, medical treatments and prescription drugs? Will it make health care



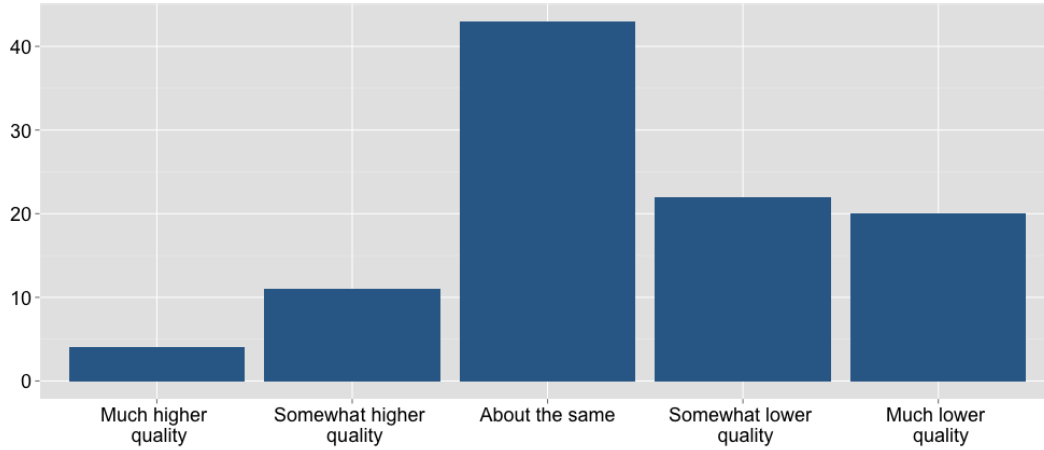
In the long run, how do you think the 2010 health care law will affect the availability of medical benefits you receive from your health insurance, such as doctor's appointments, medical treatments and prescription drugs? Will it make health care



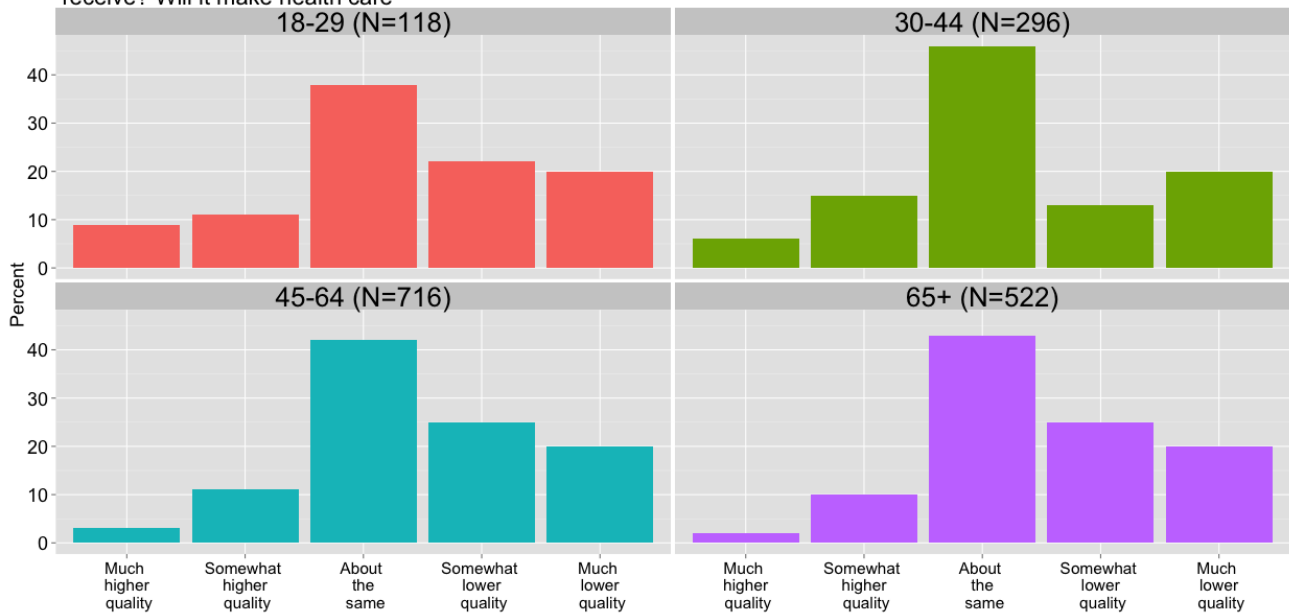
20: In the long run, how do you think the 2010 health care law will affect the quality of the medical care you receive? Will it make health care

	Much higher quality	Somewhat higher quality	About the same	Somewhat lower quality	Much lower quality	N
Likely Voters	4	11	43	22	20	1652
Republicans	1	1	22	38	38	493
Democrats	8	24	57	8	3	539
Independents	2	8	46	23	20	620
Males	4	9	41	26	19	783
Females	3	13	45	19	21	869
Hispanic	14	18	40	13	15	145
White	2	10	43	24	21	1482
Age: 18-29	9	11	38	22	20	118
Age: 30-44	6	15	46	13	20	296
Age 45-64	3	11	42	25	20	716
Age: 65+	2	10	43	25	20	522
2010 Vote: Democrat	7	22	59	9	4	697
2010 Vote: Republican	1	2	26	37	33	743
Obama - Approve	8	24	61	6	1	714
Obama - Disapprove	0	2	28	35	34	904
ACA will make things better	12	29	53	6	0	437
ACA will have no effect	1	11	73	14	2	459
ACA will make things worse	0	1	19	38	42	756

In the long run, how do you think the 2010 health care law will affect the quality of the medical care you receive? Will it make health care



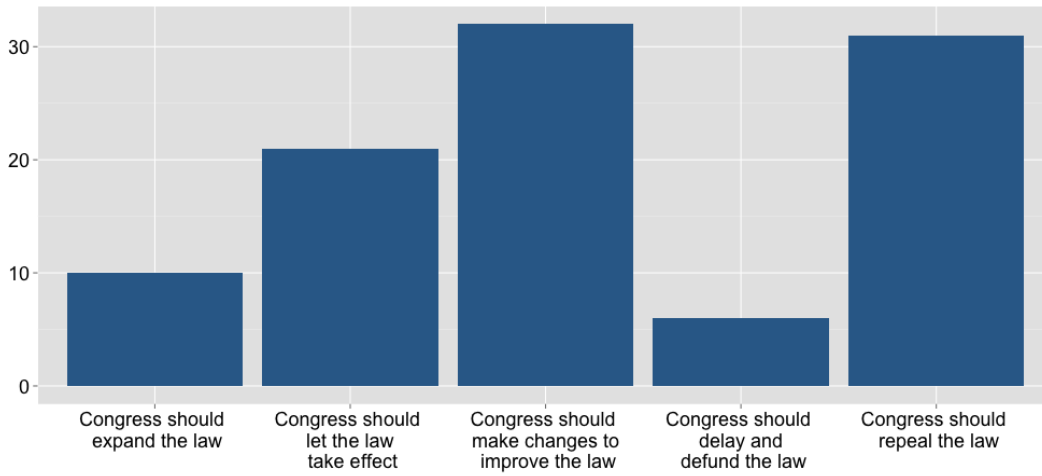
In the long run, how do you think the 2010 health care law will affect the quality of the medical care you receive? Will it make health care



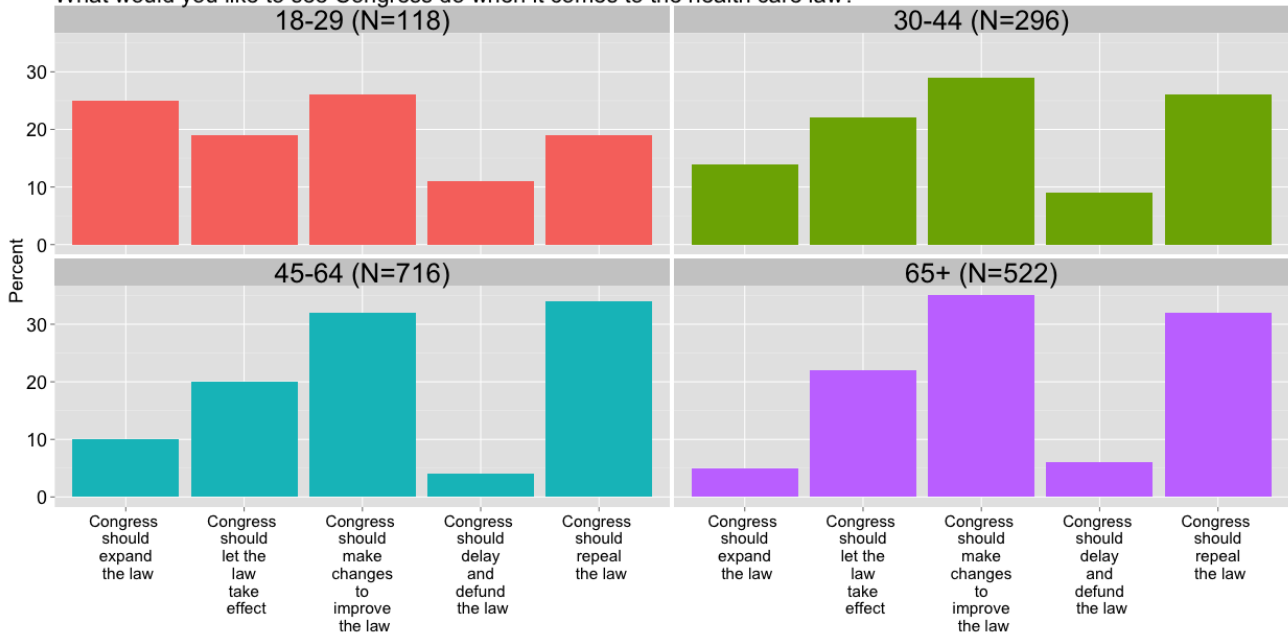
21: What would you like to see Congress do when it comes to the health care law?

	Congress should expand the law	Congress should let the law take effect	Congress should make changes to improve the law	Congress should delay and defund the law	Congress should repeal the law	N
Likely Voters	10	21	32	6	31	1652
Republicans	2	3	24	11	59	493
Democrats	20	41	33	1	4	539
Independents	8	18	37	6	32	620
Males	10	19	32	6	33	783
Females	10	23	32	6	29	869
Hispanic	21	19	32	6	21	145
White	9	21	33	6	32	1482
Age: 18-29	25	19	26	11	19	118
Age: 30-44	14	22	29	9	26	296
Age 45-64	10	20	32	4	34	716
Age: 65+	5	22	35	6	32	522
2010 Vote: Democrat	20	39	35	1	5	697
2010 Vote: Republican	3	5	27	11	54	743
Obama - Approve	21	44	33	1	1	714
Obama - Disapprove	2	3	29	10	55	904
ACA will make things better	29	42	29	0	0	437
ACA will have no effect	7	33	45	3	11	459
ACA will make things worse	1	2	26	11	60	756

What would you like to see Congress do when it comes to the health care law?



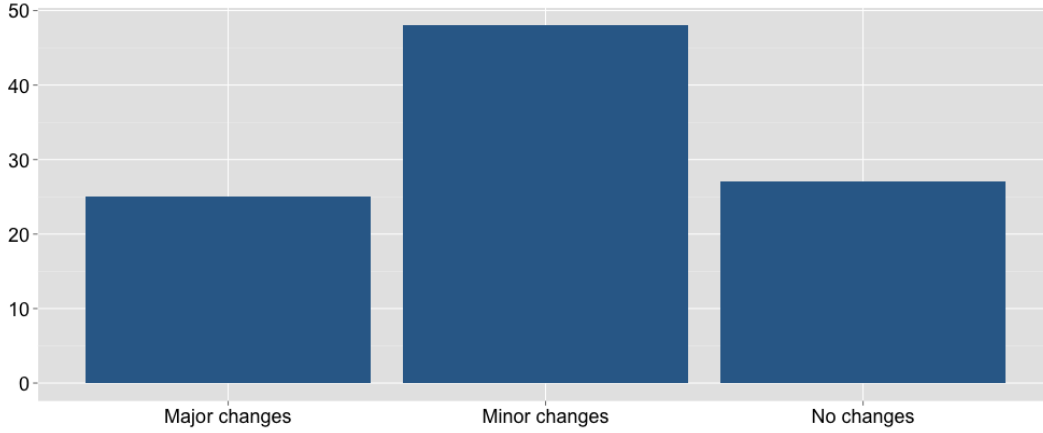
What would you like to see Congress do when it comes to the health care law?



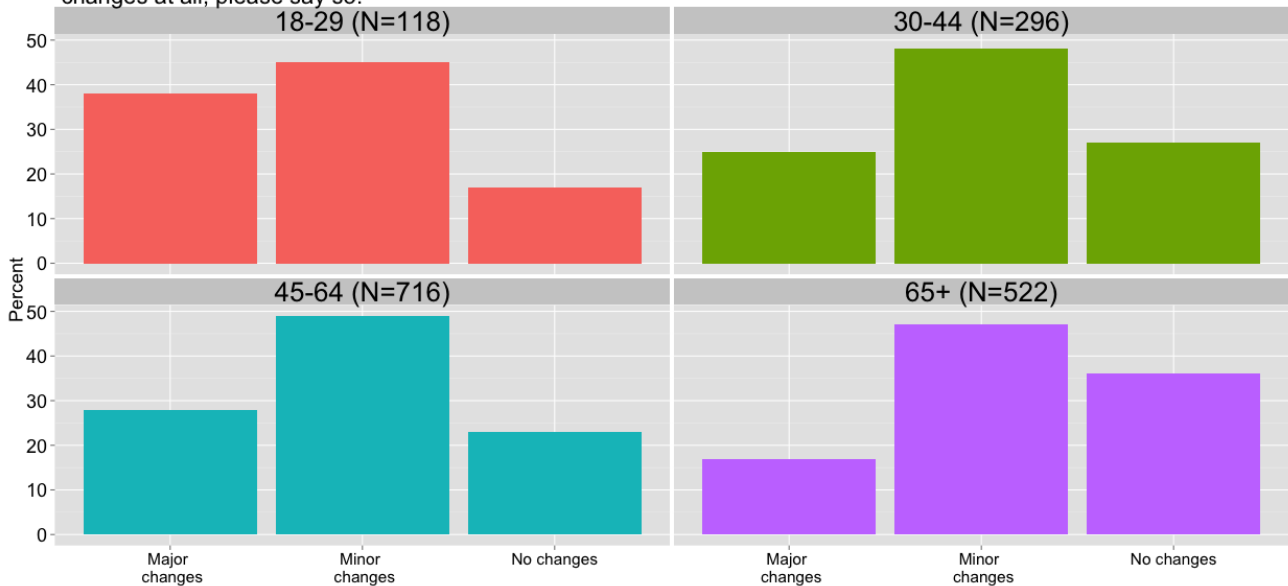
22: Now thinking about Medicare, the government health insurance program for seniors, do you think Medicare will require major changes or minor changes? If you think Medicare is fine the way it is and does not require any changes at all, please say so.

	Major changes	Minor changes	No changes	N
Likely Voters	25	48	27	1652
Republicans	37	41	22	493
Democrats	16	51	33	539
Independents	22	51	26	620
Males	26	51	22	783
Females	23	45	32	869
Hispanic	38	41	20	145
White	23	50	27	1482
Age: 18-29	38	45	17	118
Age: 30-44	25	48	27	296
Age 45-64	28	49	23	716
Age: 65+	17	47	36	522
2010 Vote: Democrat	16	52	33	697
2010 Vote: Republican	32	45	23	743
Obama - Approve	17	54	30	714
Obama - Disapprove	31	43	25	904
ACA will make things better	18	55	27	437
ACA will have no effect	16	54	30	459
ACA will make things worse	34	40	26	756

Now thinking about Medicare, the government health insurance program for seniors, do you think Medicare will require major changes or minor changes? If you think Medicare is fine the way it is and does not require any changes at all, please say so.



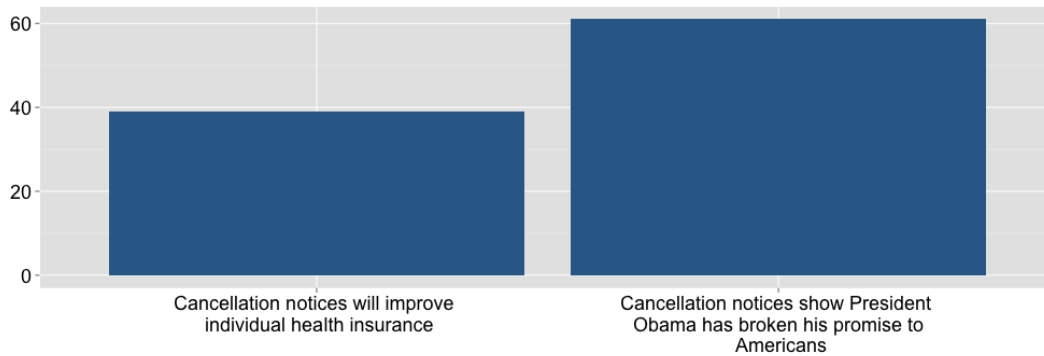
Now thinking about Medicare, the government health insurance program for seniors, do you think Medicare will require major changes or minor changes? If you think Medicare is fine the way it is and does not require any changes at all, please say so.



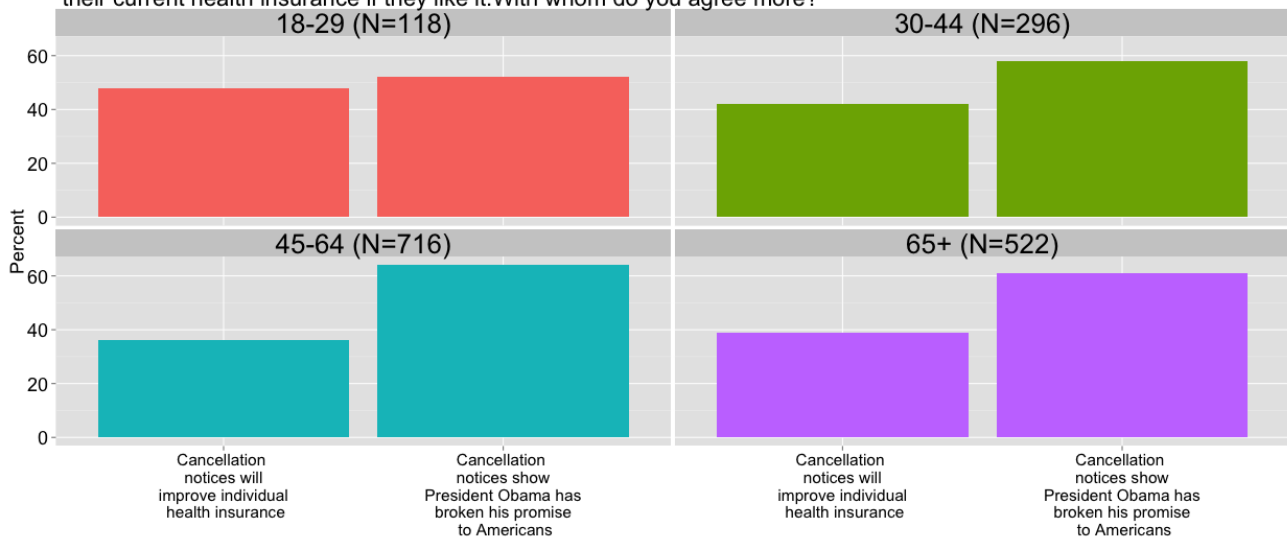
23: As you may have heard, many Americans who purchase their own health insurance have received notices from health insurers that their policies may be cancelled. Some say these cancellations will improve individual health insurance policies because they require health plans to meet the minimum standards of the 2010 health care law. Others say these cancellations show the President has broken his promise that Americans can keep their current health insurance if they like it. With whom do you agree more?

	Cancellation notices will improve individual health insurance	Cancellation notices show President Obama has broken his promise to Americans	N
Likely Voters	39	61	1652
Republicans	9	91	493
Democrats	73	27	539
Independents	33	67	620
Males	38	62	783
Females	40	60	869
Hispanic	55	45	145
White	38	62	1482
Age: 18-29	48	52	118
Age: 30-44	42	58	296
Age 45-64	36	64	716
Age: 65+	39	61	522
2010 Vote: Democrat	70	30	697
2010 Vote: Republican	11	89	743
Obama - Approve	78	22	714
Obama - Disapprove	9	91	904
ACA will make things better	83	17	437
ACA will have no effect	52	48	459
ACA will make things worse	6	94	756

As you may have heard, many Americans who purchase their own health insurance have received notices from health insurers that their policies may be cancelled. Some say these cancellations will improve individual health insurance policies because they require health plans to meet the minimum standards of the 2010 health care law. Others say these cancellations show the President has broken his promise that Americans can keep their current health insurance if they like it. With whom do you agree more?



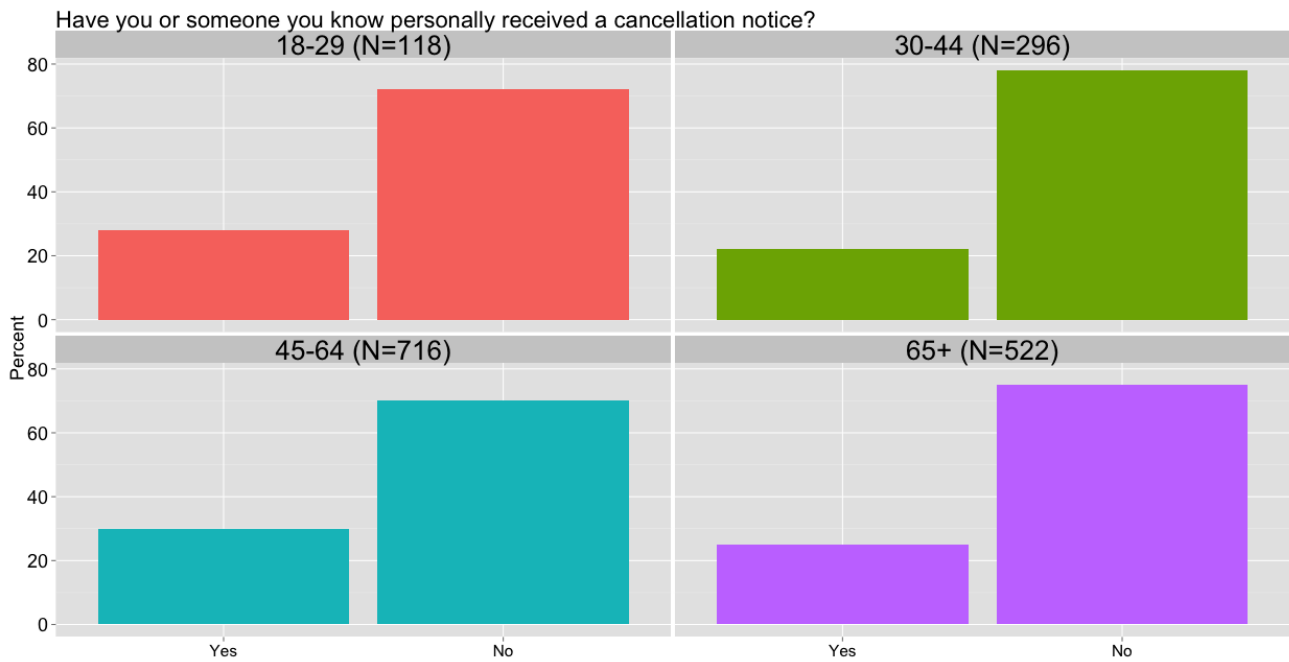
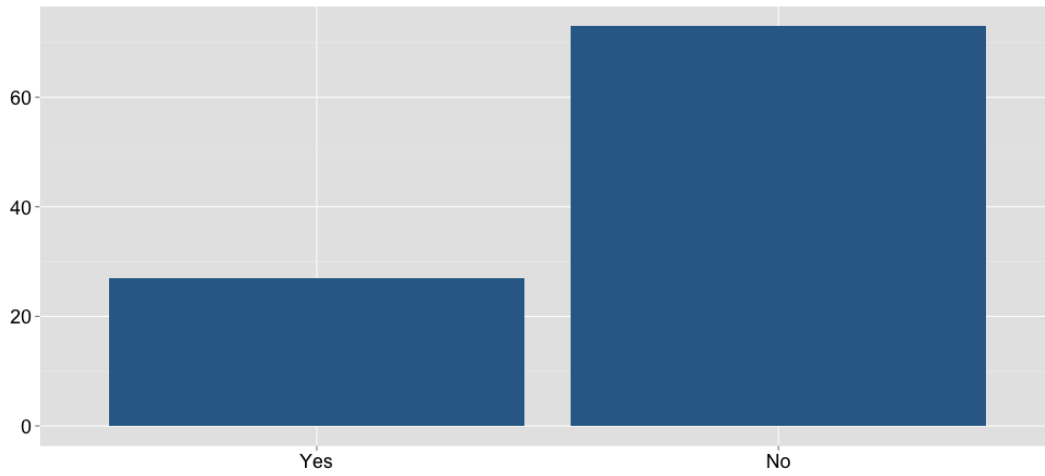
As you may have heard, many Americans who purchase their own health insurance have received notices from health insurers that their policies may be cancelled. Some say these cancellations will improve individual health insurance policies because they require health plans to meet the minimum standards of the 2010 health care law. Others say these cancellations show the President has broken his promise that Americans can keep their current health insurance if they like it. With whom do you agree more?



24: Have you or someone you know personally received a cancellation notice?

	Yes	No	N
Likely Voters	27	73	1652
Republicans	39	61	493
Democrats	15	85	539
Independents	27	73	620
Males	28	72	783
Females	25	75	869
Hispanic	26	74	145
White	27	73	1482
Age: 18-29	28	72	118
Age: 30-44	22	78	296
Age 45-64	30	70	716
Age: 65+	25	75	522
2010 Vote: Democrat	17	83	697
2010 Vote: Republican	36	64	743
Obama - Approve	15	85	714
Obama - Disapprove	37	63	904
ACA will make things better	15	85	437
ACA will have no effect	19	81	459
ACA will make things worse	38	62	756

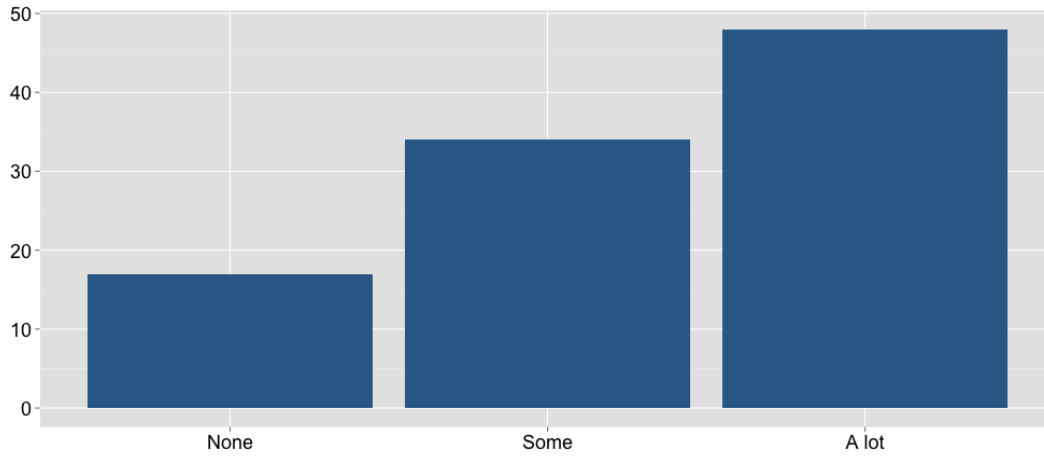
Have you or someone you know personally received a cancellation notice?



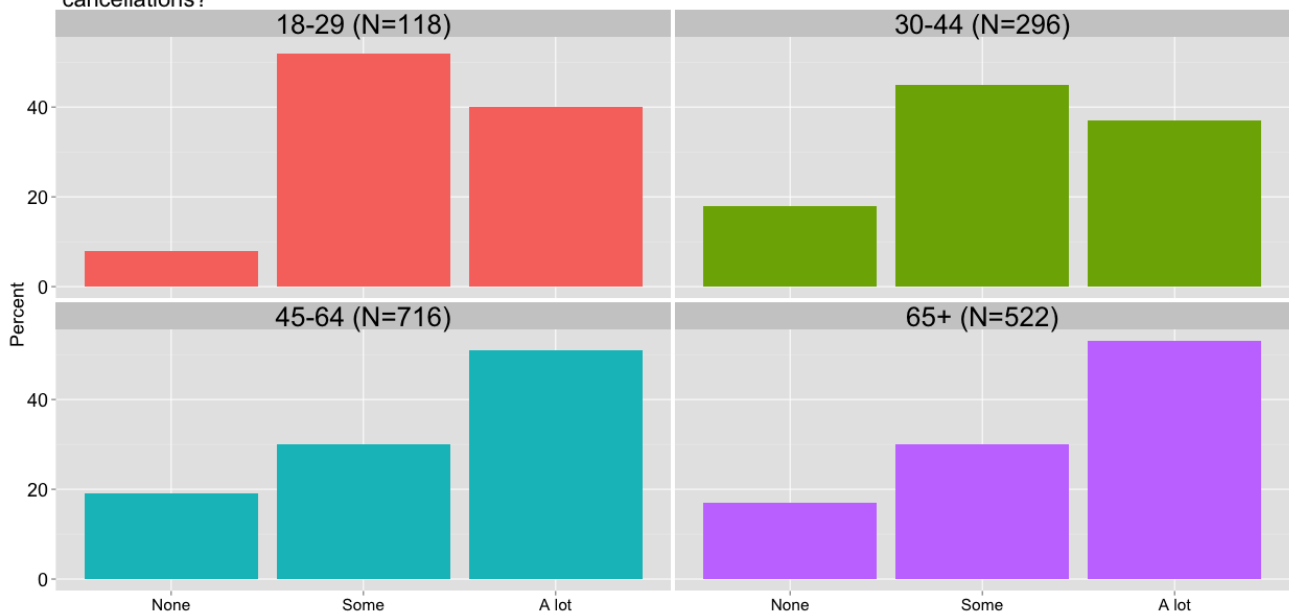
25: How much, if at all, would you blame President Obama and his administration for these health insurance cancellations?

	None	Some	A lot	N
Likely Voters	17	34	48	1652
Republicans	5	13	81	493
Democrats	35	50	14	539
Independents	12	37	52	620
Males	15	34	51	783
Females	19	35	45	869
Hispanic	21	46	33	145
White	17	33	50	1482
Age: 18-29	8	52	40	118
Age: 30-44	18	45	37	296
Age 45-64	19	30	51	716
Age: 65+	17	30	53	522
2010 Vote: Democrat	33	50	17	697
2010 Vote: Republican	5	18	77	743
Obama - Approve	36	53	11	714
Obama - Disapprove	3	19	79	904
ACA will make things better	38	50	11	437
ACA will have no effect	22	50	28	459
ACA will make things worse	2	15	82	756

How much, if at all, would you blame President Obama and his administration for these health insurance cancellations?



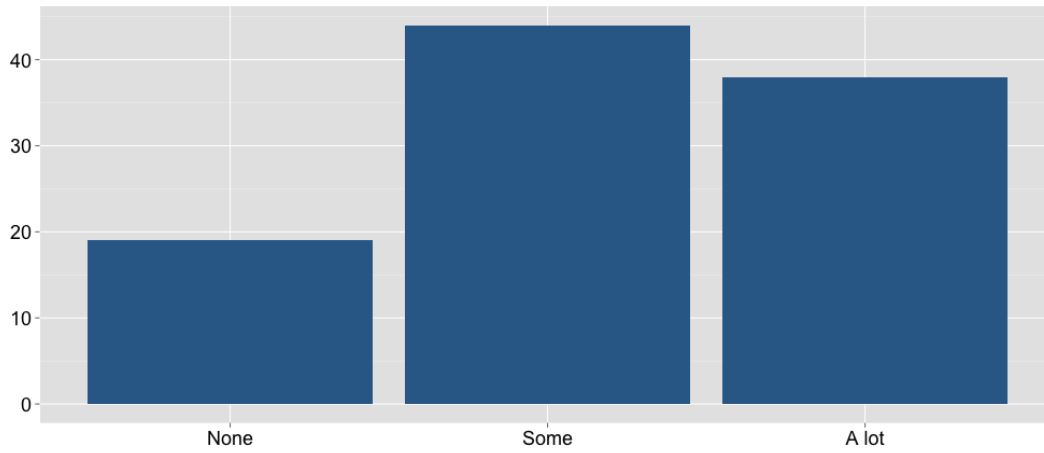
How much, if at all, would you blame President Obama and his administration for these health insurance cancellations?



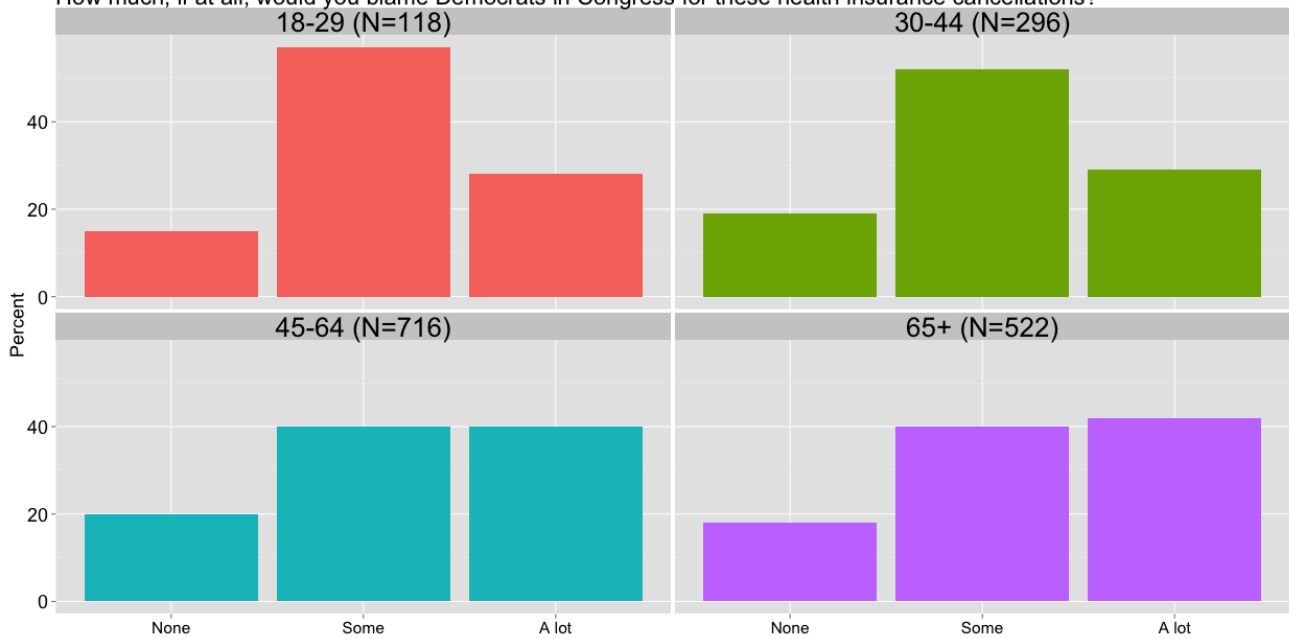
26: How much, if at all, would you blame Democrats in Congress for these health insurance cancellations?

	None	Some	A lot	N
Likely Voters	19	44	38	1652
Republicans	6	31	64	493
Democrats	34	57	9	539
Independents	15	42	42	620
Males	16	44	40	783
Females	21	43	36	869
Hispanic	24	45	31	145
White	19	42	39	1482
Age: 18-29	15	57	28	118
Age: 30-44	19	52	29	296
Age 45-64	20	40	40	716
Age: 65+	18	40	42	522
2010 Vote: Democrat	33	55	12	697
2010 Vote: Republican	6	32	62	743
Obama - Approve	36	57	7	714
Obama - Disapprove	5	32	63	904
ACA will make things better	39	53	8	437
ACA will have no effect	25	55	20	459
ACA will make things worse	3	32	65	756

How much, if at all, would you blame Democrats in Congress for these health insurance cancellations?



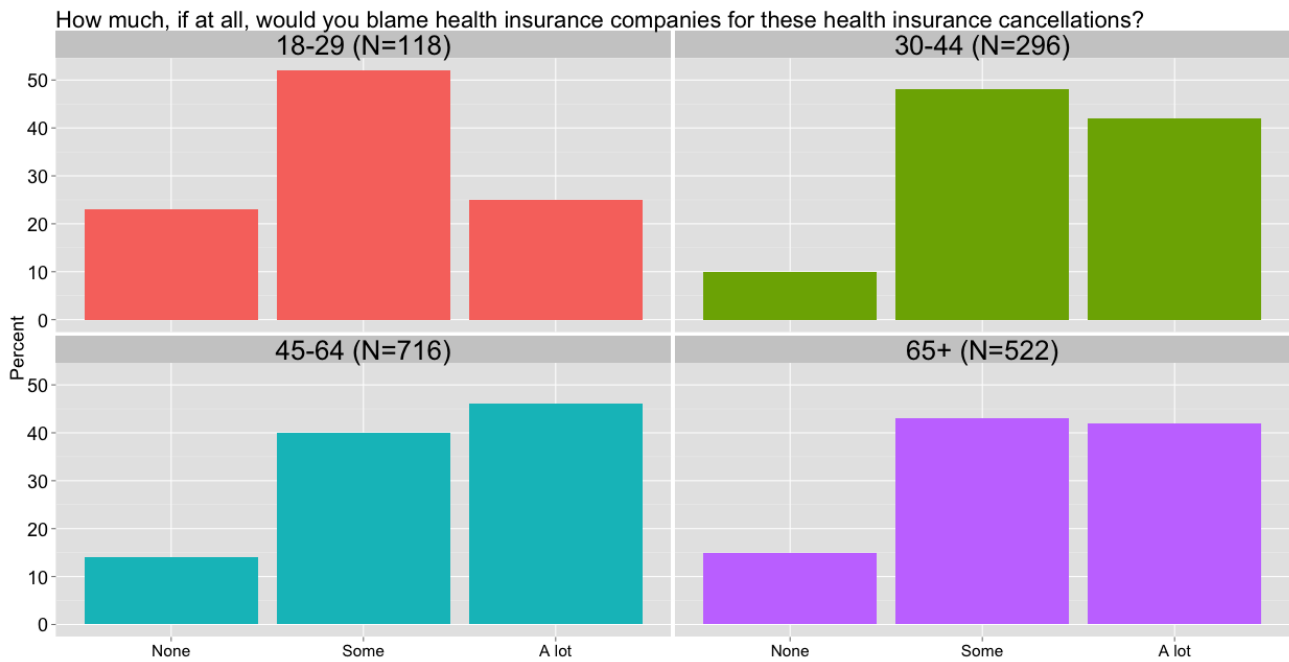
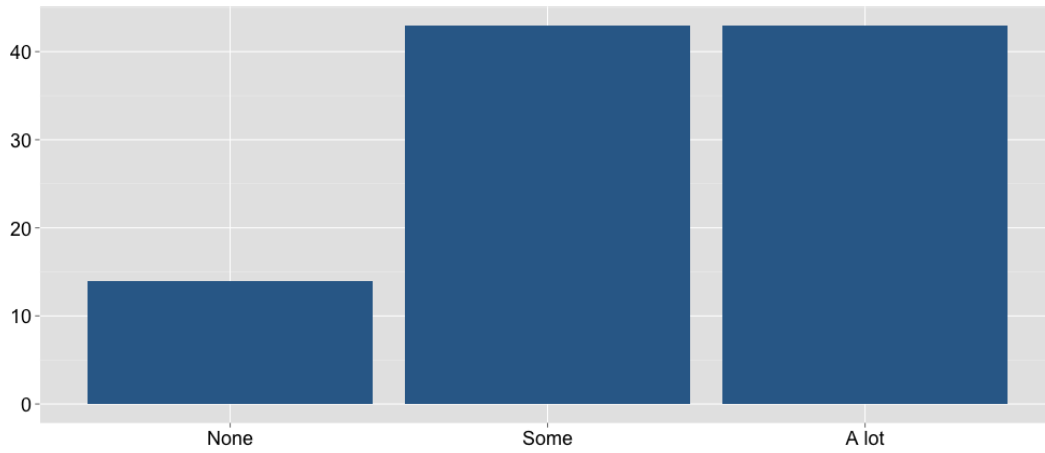
How much, if at all, would you blame Democrats in Congress for these health insurance cancellations?



27: How much, if at all, would you blame health insurance companies for these health insurance cancellations?

	None	Some	A lot	N
Likely Voters	14	43	43	1652
Republicans	25	56	19	493
Democrats	5	34	61	539
Independents	14	41	45	620
Males	18	40	42	783
Females	10	47	43	869
Hispanic	7	43	50	145
White	15	44	41	1482
Age: 18-29	23	52	25	118
Age: 30-44	10	48	42	296
Age 45-64	14	40	46	716
Age: 65+	15	43	42	522
2010 Vote: Democrat	4	30	65	697
2010 Vote: Republican	24	56	20	743
Obama - Approve	5	30	65	714
Obama - Disapprove	21	54	25	904
ACA will make things better	6	30	65	437
ACA will have no effect	9	40	51	459
ACA will make things worse	22	53	25	756

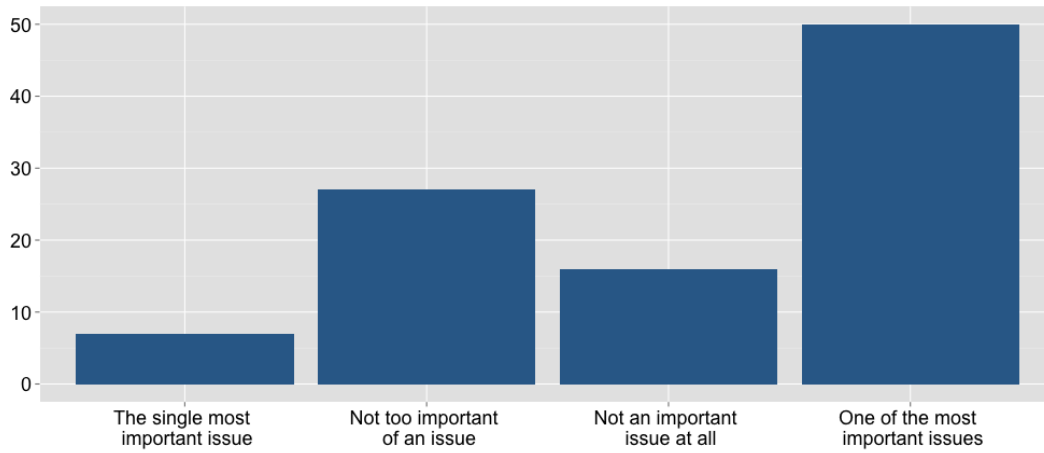
How much, if at all, would you blame health insurance companies for these health insurance cancellations?



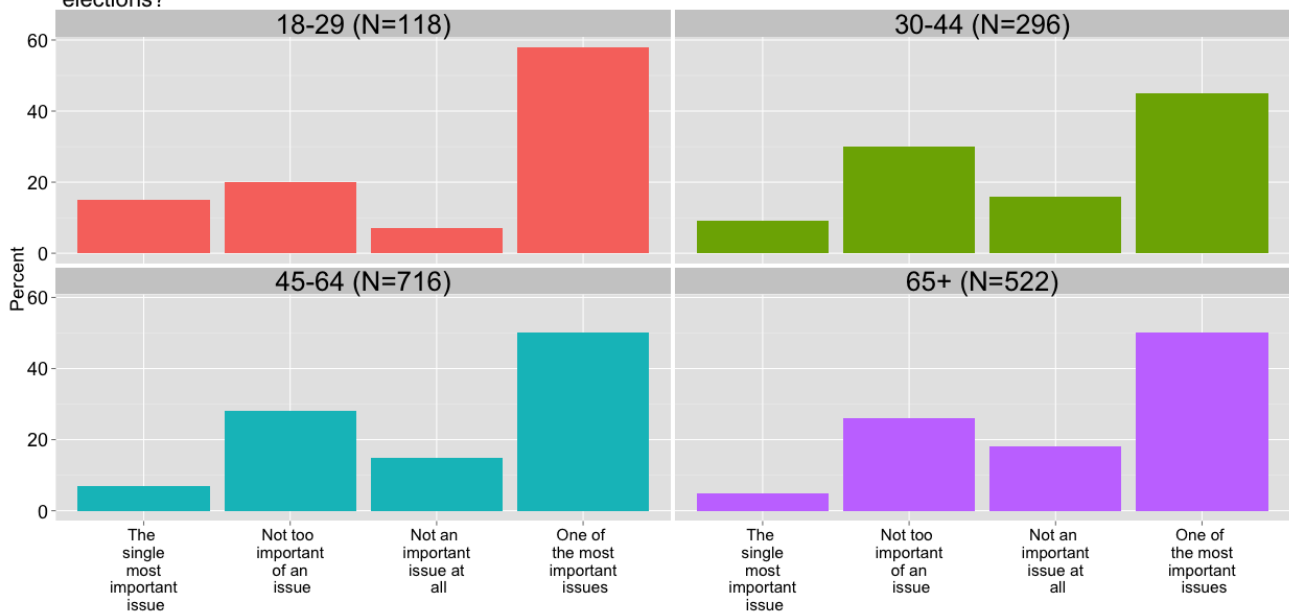
28: How important of an issue will these cancellation notices be in your vote in the upcoming 2014 midterm elections?

	The single most important issue	Not too important of an issue	Not an important issue at all	One of the most important issues	N
Likely Voters	7	27	16	50	1652
Republicans	11	14	4	70	493
Democrats	4	35	28	33	539
Independents	7	30	15	48	620
Males	8	28	15	49	783
Females	7	26	17	50	869
Hispanic	18	28	8	46	145
White	6	28	15	51	1482
Age: 18-29	15	20	7	58	118
Age: 30-44	9	30	16	45	296
Age 45-64	7	28	15	50	716
Age: 65+	5	26	18	50	522
2010 Vote: Democrat	4	38	28	31	697
2010 Vote: Republican	10	18	5	67	743
Obama - Approve	4	39	31	26	714
Obama - Disapprove	10	18	4	69	904
ACA will make things better	7	33	32	27	437
ACA will have no effect	1	41	22	35	459
ACA will make things worse	11	15	2	72	756

How important of an issue will these cancellation notices be in your vote in the upcoming 2014 midterm elections?



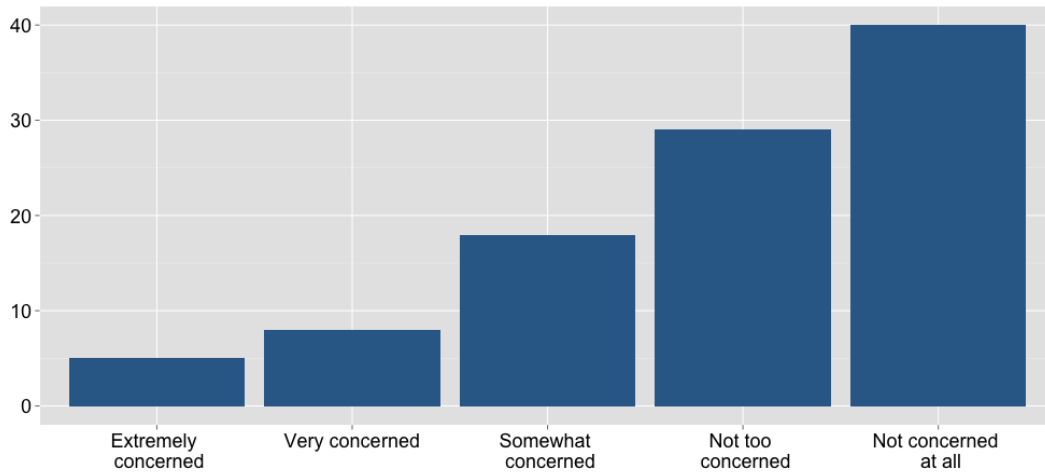
How important of an issue will these cancellation notices be in your vote in the upcoming 2014 midterm elections?



29: How concerned are you that you will receive an insurance cancellation in the future?

	Extremely concerned	Very concerned	Somewhat concerned	Not too concerned	Not concerned at all	N
Likely Voters	5	8	18	29	40	1208
Republicans	8	12	29	31	20	302
Democrats	3	6	12	24	55	455
Independents	5	8	17	33	37	451
Males	6	7	18	32	37	558
Females	4	9	18	26	42	649
Hispanic	20	11	22	16	31	107
White	4	8	18	30	39	1085
Age: 18-29	22	8	36	13	21	85
Age: 30-44	3	13	22	29	34	231
Age 45-64	4	8	16	35	37	502
Age: 65+	3	5	15	26	51	391
2010 Vote: Democrat	3	4	11	27	55	576
2010 Vote: Republican	6	10	27	32	24	473
Obama - Approve	4	6	10	25	55	604
Obama - Disapprove	6	10	26	33	24	572
ACA will make things better	5	10	8	26	51	370
ACA will have no effect	1	1	15	29	55	370
ACA will make things worse	8	13	28	31	19	468

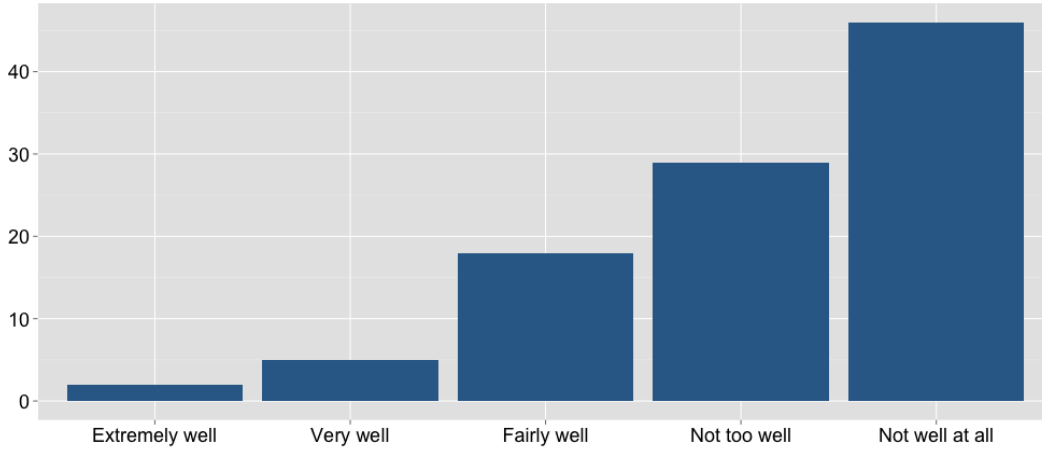
How concerned are you that you will receive an insurance cancellation in the future?



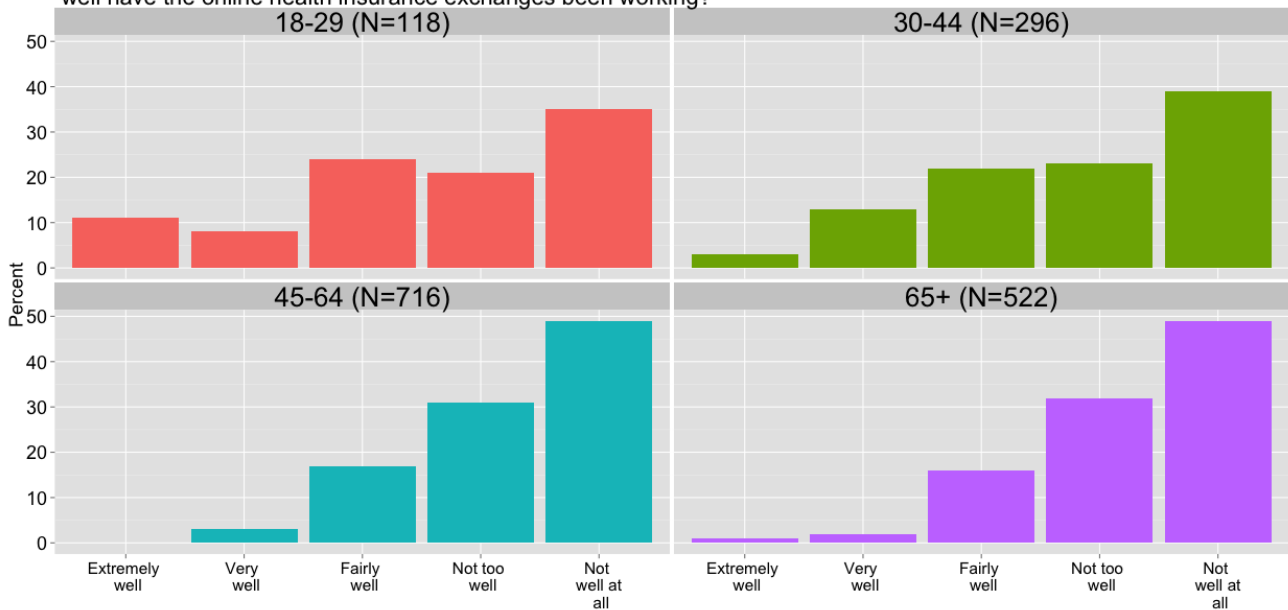
30: As you may know, the health insurance exchanges opened for enrollment on October 1. Just your impression, how well have the online health insurance exchanges been working?

	Extremely well	Very well	Fairly well	Not too well	Not well at all	N
Likely Voters	2	5	18	29	46	1652
Republicans	1	3	5	17	74	493
Democrats	2	9	31	41	18	539
Independents	2	2	17	30	49	620
Males	2	6	17	29	47	783
Females	1	4	19	30	46	869
Hispanic	10	10	22	27	32	145
White	1	4	17	30	48	1482
Age: 18-29	11	8	24	21	35	118
Age: 30-44	3	13	22	23	39	296
Age 45-64	0	3	17	31	49	716
Age: 65+	1	2	16	32	49	522
2010 Vote: Democrat	3	7	30	41	19	697
2010 Vote: Republican	1	3	7	19	71	743
Obama - Approve	4	9	32	41	14	714
Obama - Disapprove	0	1	7	20	72	904
ACA will make things better	5	13	32	38	12	437
ACA will have no effect	0	3	25	39	32	459
ACA will make things worse	1	1	6	18	75	756

As you may know, the health insurance exchanges opened for enrollment on October 1. Just your impression, how well have the online health insurance exchanges been working?



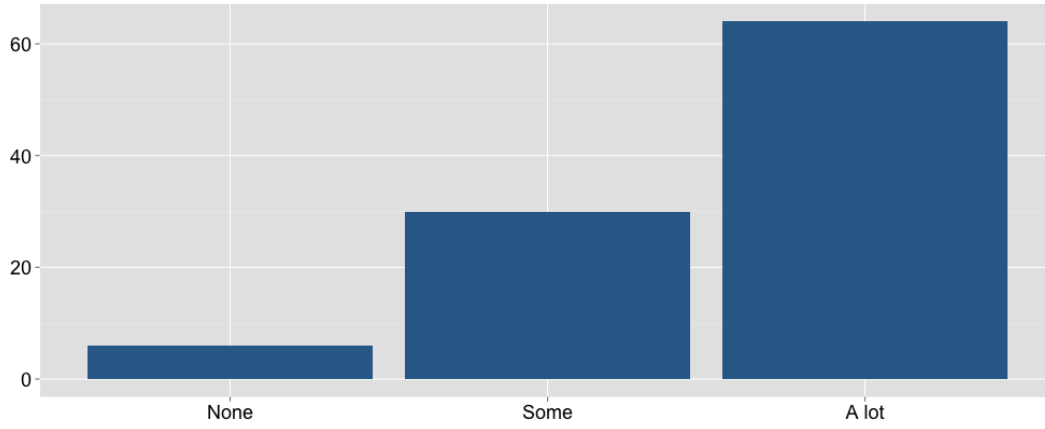
As you may know, the health insurance exchanges opened for enrollment on October 1. Just your impression, how well have the online health insurance exchanges been working?



31: How much, if at all, would you blame the Obama administration for the performance of the online health insurance exchanges? (among respondents who said exchanges have been working not too well or not well at all)

	None	Some	A lot	N
Likely Voters	6	30	64	1247
Republicans	1	11	88	447
Democrats	14	63	23	315
Independents	4	27	68	485
Males	5	27	69	589
Females	7	33	60	658
Hispanic	1	49	50	85
White	5	30	64	1159
Age: 30-44	9	40	51	185
Age 45-64	6	29	65	572
Age: 65+	3	27	70	423
2010 Vote: Democrat	13	61	26	421
2010 Vote: Republican	1	11	87	665
Obama - Approve	14	69	17	393
Obama - Disapprove	1	12	87	833
ACA will make things better	16	65	19	219
ACA will have no effect	9	47	45	329
ACA will make things worse	1	12	87	700

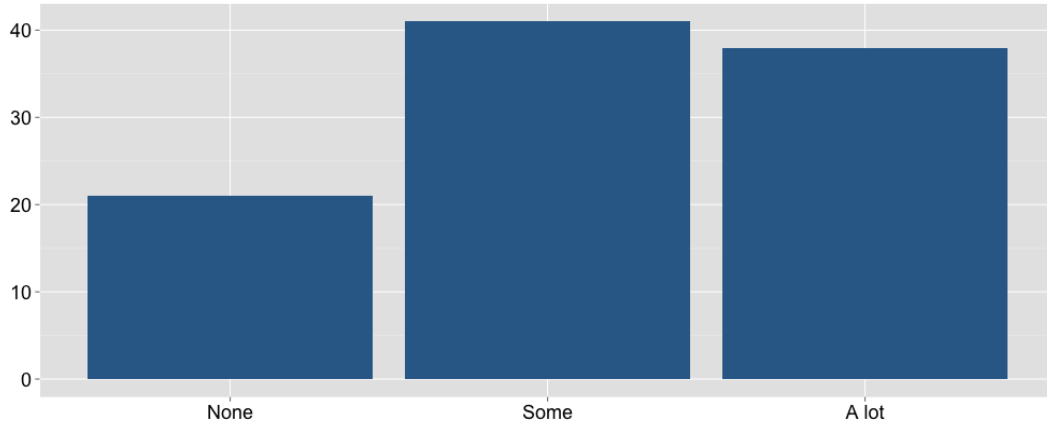
How much, if at all, would you blame the Obama administration for the performance of the online health insurance exchanges? (among respondents who said exchanges have been working not too well or not well at all)



32: How much, if at all, would you blame Democrats in Congress for the performance of the online health insurance exchanges?  
 (among respondents who said exchanges have been working not too well or not well at all)

	None	Some	A lot	N
Likely Voters	21	41	38	1247
Republicans	9	36	55	447
Democrats	36	55	9	315
Independents	23	36	41	485
Males	20	41	40	589
Females	23	41	36	658
Hispanic	21	44	35	85
White	21	42	37	1159
Age: 30-44	28	40	32	185
Age 45-64	20	40	40	572
Age: 65+	20	42	39	423
2010 Vote: Democrat	38	52	10	421
2010 Vote: Republican	12	34	54	665
Obama - Approve	44	51	5	393
Obama - Disapprove	10	36	54	833
ACA will make things better	44	49	7	219
ACA will have no effect	31	48	21	329
ACA will make things worse	9	35	55	700

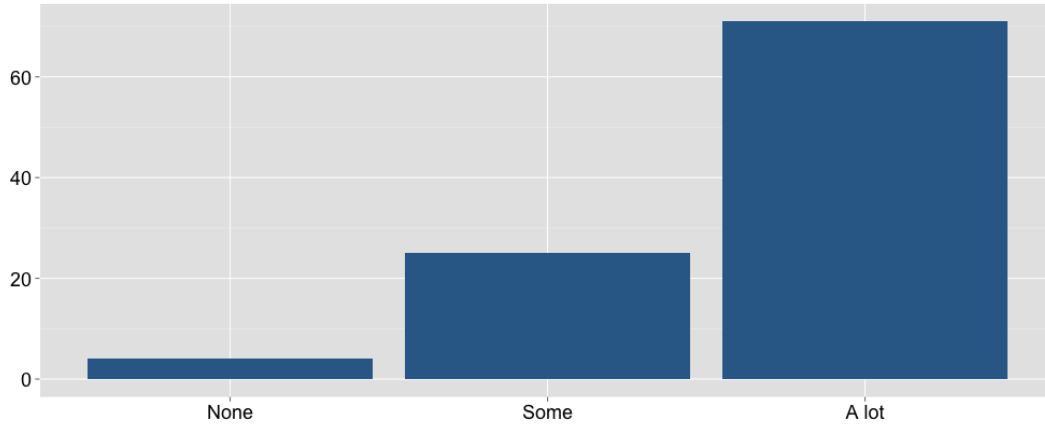
How much, if at all, would you blame Democrats in Congress for the performance of the online health insurance exchanges? (among respondents who said exchanges have been working not too well or not well at all)



33: How much, if at all, would you blame private technology firms that built the web site for the performance of the online health insurance exchanges? (among respondents who said exchanges have been working not too well or not well at all)

	None	Some	A lot	N
Likely Voters	4	25	71	1247
Republicans	8	34	58	447
Democrats	2	16	82	315
Independents	2	22	76	485
Males	4	25	71	589
Females	5	24	71	658
Hispanic	7	12	82	85
White	4	26	70	1159
Age: 30-44	11	27	62	185
Age 45-64	4	26	70	572
Age: 65+	2	20	78	423
2010 Vote: Democrat	2	13	85	421
2010 Vote: Republican	5	34	61	665
Obama - Approve	1	12	87	393
Obama - Disapprove	6	31	64	833
ACA will make things better	1	12	87	219
ACA will have no effect	4	20	76	329
ACA will make things worse	5	31	64	700

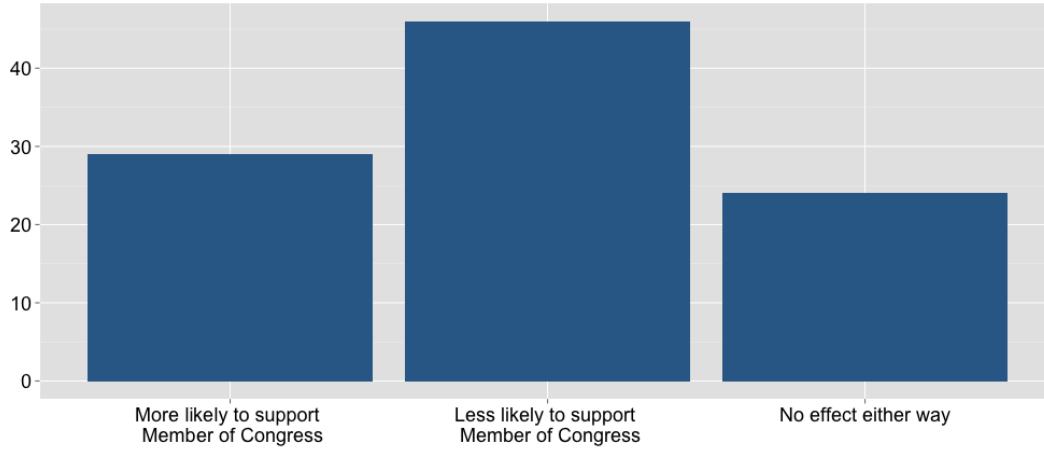
How much, if at all, would you blame private technology firms that built the web site for the performance of the online health insurance exchanges? (among respondents who said exchanges have been working not too well or not well at all)



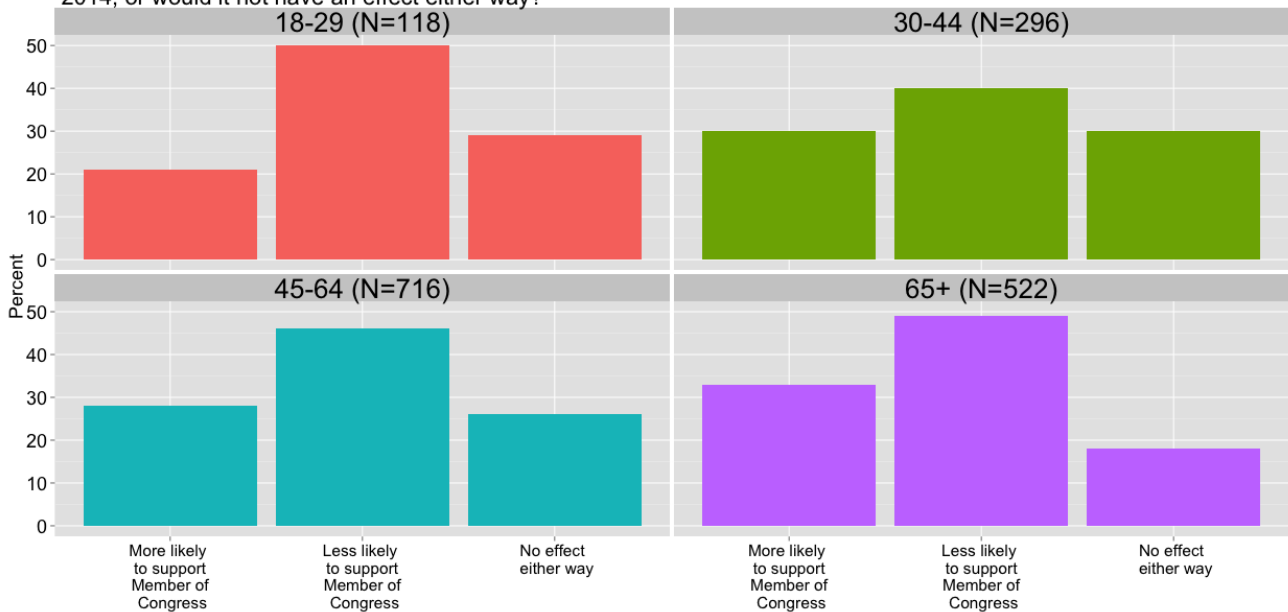
34: If your Member of Congress voted for Obamacare, would that make you more or less likely to support them in 2014, or would it not have an effect either way?

	More likely to support Member of Congress	Less likely to support Member of Congress	No effect either way	N
Likely Voters	29	46	24	1652
Republicans	6	83	11	493
Democrats	61	12	28	539
Independents	21	47	32	620
Males	28	50	22	783
Females	31	43	26	869
Hispanic	33	43	24	145
White	28	48	23	1482
Age: 18-29	21	50	29	118
Age: 30-44	30	40	30	296
Age 45-64	28	46	26	716
Age: 65+	33	49	18	522
2010 Vote: Democrat	55	14	31	697
2010 Vote: Republican	8	79	14	743
Obama - Approve	62	9	30	714
Obama - Disapprove	4	77	19	904
ACA will make things better	66	13	21	437
ACA will have no effect	37	23	40	459
ACA will make things worse	4	80	16	756

If your Member of Congress voted for Obamacare, would that make you more or less likely to support them in 2014, or would it not have an effect either way?



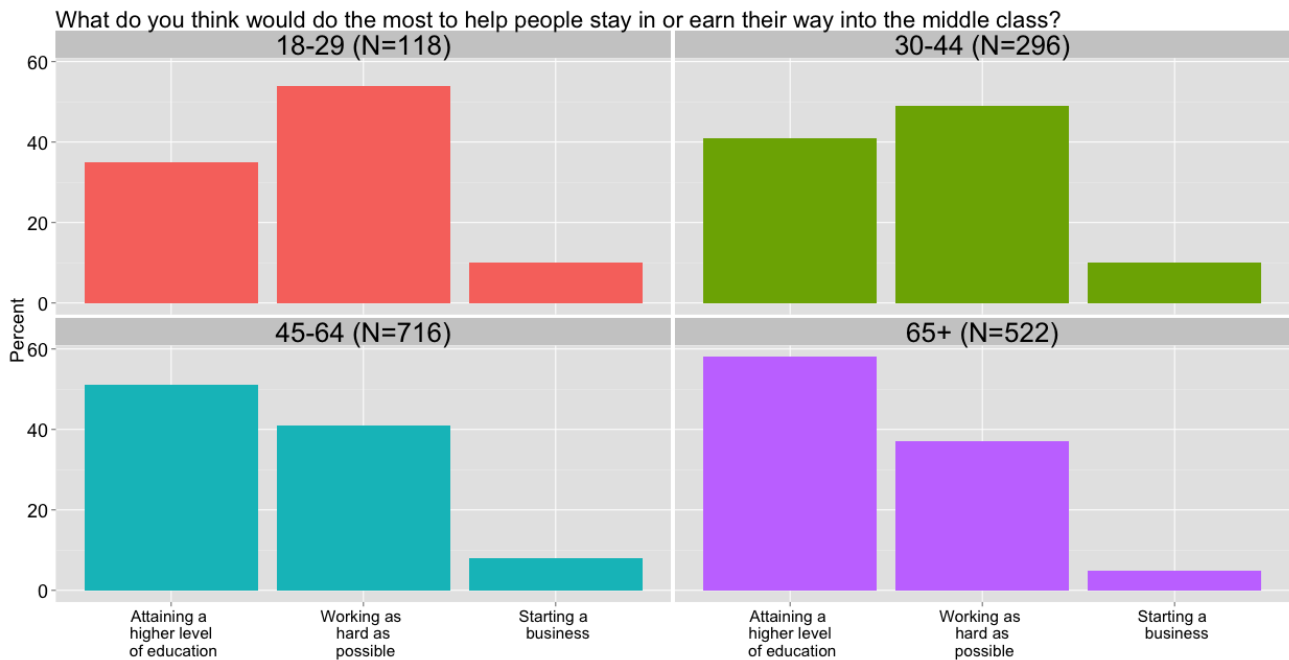
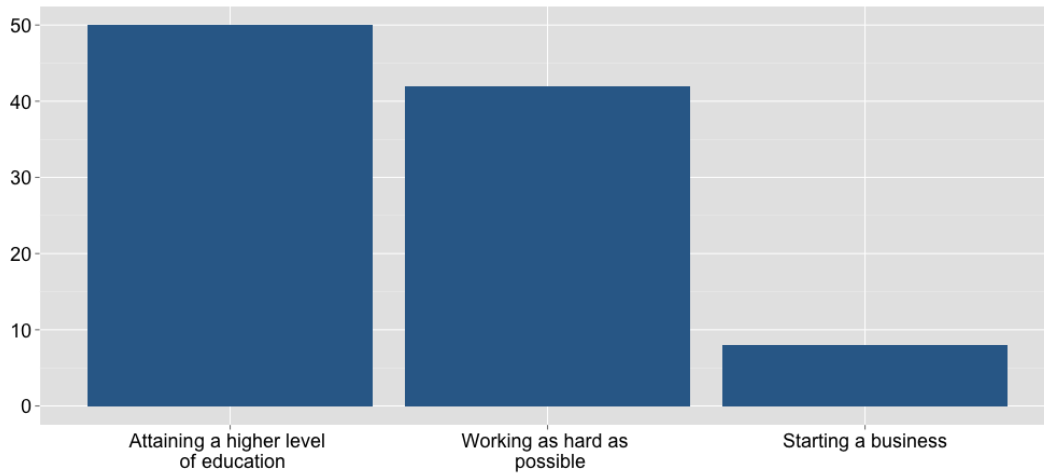
If your Member of Congress voted for Obamacare, would that make you more or less likely to support them in 2014, or would it not have an effect either way?



35: What do you think would do the most to help people stay in or earn their way into the middle class?

	Attaining a higher level of education	Working as hard as possible	Starting a business	N
Likely Voters	50	42	8	1652
Republicans	44	51	6	493
Democrats	60	34	6	539
Independents	48	42	10	620
Males	47	45	7	783
Females	53	39	8	869
Hispanic	39	41	20	145
White	50	43	7	1482
Age: 18-29	35	54	10	118
Age: 30-44	41	49	10	296
Age 45-64	51	41	8	716
Age: 65+	58	37	5	522
2010 Vote: Democrat	63	28	9	697
2010 Vote: Republican	40	54	6	743
Obama - Approve	64	28	8	714
Obama - Disapprove	41	53	6	904
ACA will make things better	63	26	11	437
ACA will have no effect	57	36	7	459
ACA will make things worse	39	55	6	756

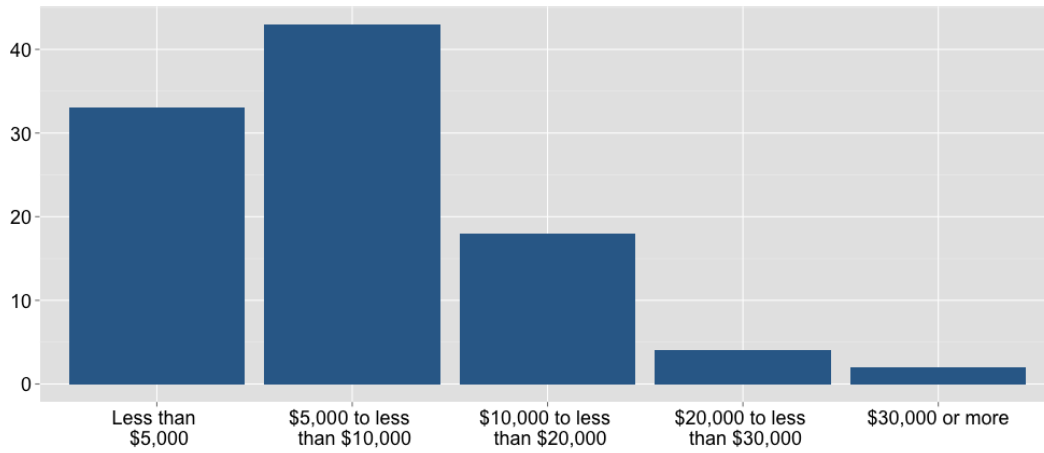
What do you think would do the most to help people stay in or earn their way into the middle class?



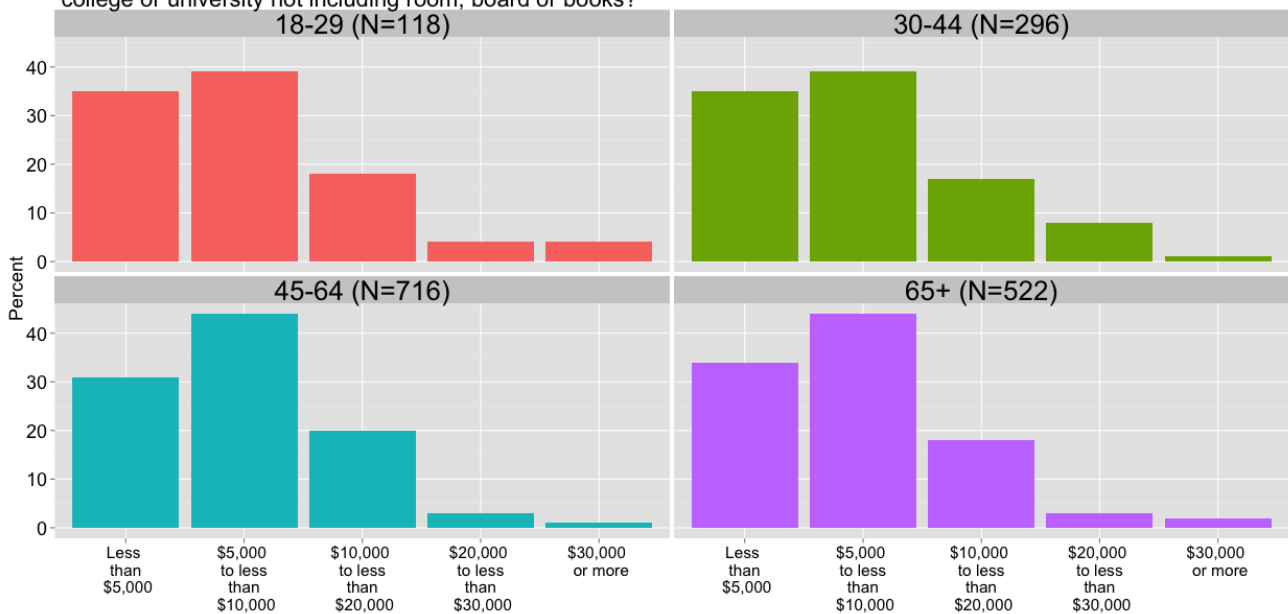
36: In your opinion, what amount of tuition is affordable for one year of full-time study at an undergraduate college or university not including room, board or books?

	Less than \$5,000	\$5,000 to less than \$10,000	\$10,000 to less than \$20,000	\$20,000 to less than \$30,000	\$30,000 or more	N
Likely Voters	33	43	18	4	2	1652
Republicans	29	46	19	5	1	493
Democrats	35	41	19	4	2	539
Independents	34	43	18	3	2	620
Males	27	46	20	4	2	783
Females	38	41	17	3	1	869
Hispanic	42	32	23	2	1	145
White	33	44	18	4	2	1482
Age: 18-29	35	39	18	4	4	118
Age: 30-44	35	39	17	8	1	296
Age 45-64	31	44	20	3	1	716
Age: 65+	34	44	18	3	2	522
2010 Vote: Democrat	38	42	16	3	1	697
2010 Vote: Republican	28	47	20	4	1	743
Obama - Approve	36	43	17	2	2	714
Obama - Disapprove	30	43	20	5	2	904
ACA will make things better	37	43	16	2	2	437
ACA will have no effect	34	40	20	4	2	459
ACA will make things worse	30	45	19	5	1	756

In your opinion, what amount of tuition is affordable for one year of full-time study at an undergraduate college or university not including room, board or books?



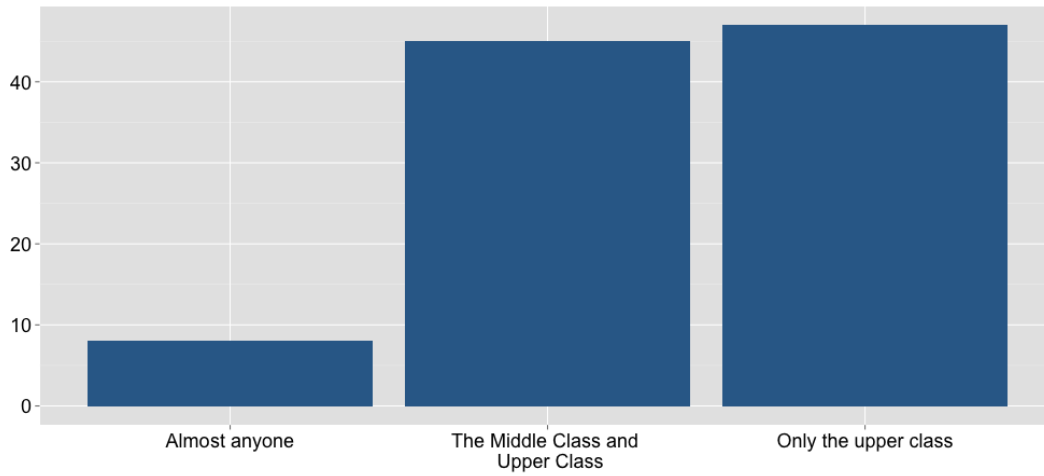
In your opinion, what amount of tuition is affordable for one year of full-time study at an undergraduate college or university not including room, board or books?



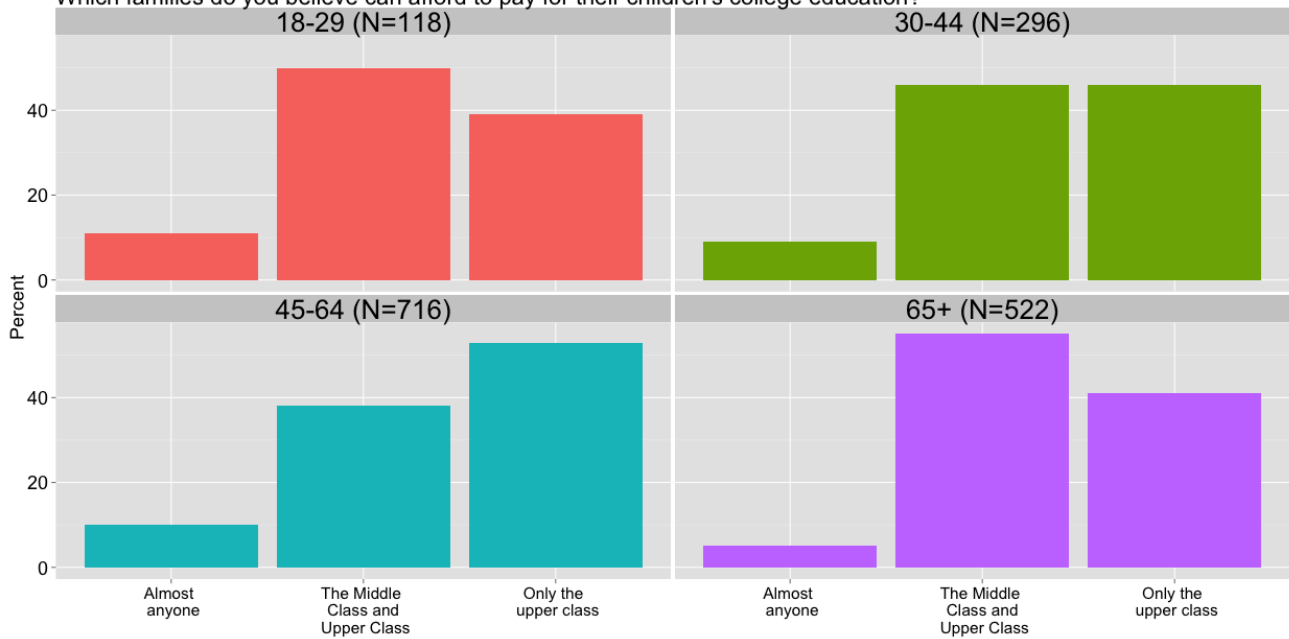
37: Which families do you believe can afford to pay for their children's college education?

	Almost anyone	The Middle Class and Upper Class	Only the upper class	N
Likely Voters	8	45	47	1652
Republicans	10	52	38	493
Democrats	7	40	53	539
Independents	7	45	48	620
Males	10	53	36	783
Females	6	38	56	869
Hispanic	18	43	38	145
White	8	46	46	1482
Age: 18-29	11	50	39	118
Age: 30-44	9	46	46	296
Age 45-64	10	38	53	716
Age: 65+	5	55	41	522
2010 Vote: Democrat	5	41	54	697
2010 Vote: Republican	11	50	39	743
Obama - Approve	6	44	50	714
Obama - Disapprove	9	46	45	904
ACA will make things better	9	41	50	437
ACA will have no effect	6	47	47	459
ACA will make things worse	9	47	44	756

Which families do you believe can afford to pay for their children's college education?



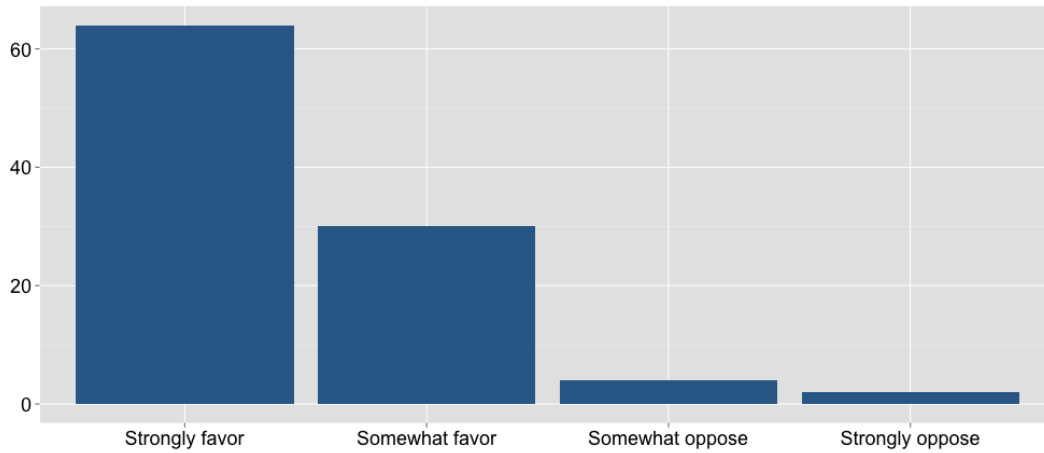
Which families do you believe can afford to pay for their children's college education?



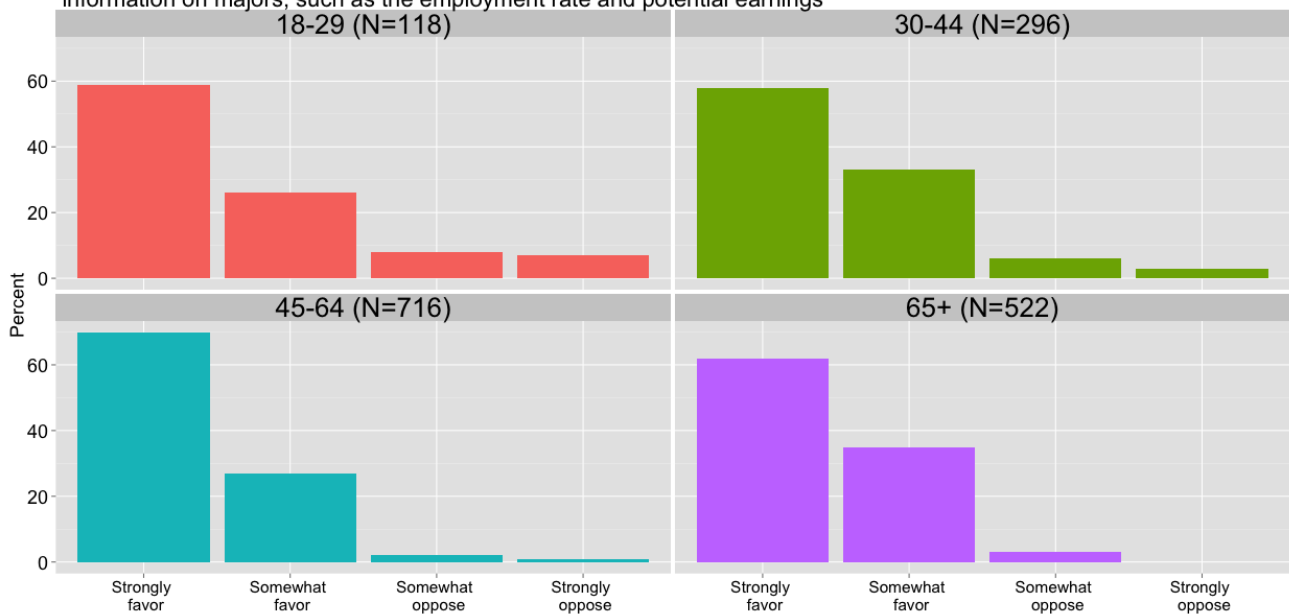
38: Please tell me whether you favor or oppose this statement. Colleges should provide prospective students with information on majors, such as the employment rate and potential earnings

	Strongly favor	Somewhat favor	Somewhat oppose	Strongly oppose	N
Likely Voters	64	30	4	2	1652
Republicans	66	30	1	2	493
Democrats	66	28	4	2	539
Independents	62	33	5	1	620
Males	61	32	5	2	783
Females	68	29	3	1	869
Hispanic	61	28	6	4	145
White	65	31	3	2	1482
Age: 18-29	59	26	8	7	118
Age: 30-44	58	33	6	3	296
Age 45-64	70	27	2	1	716
Age: 65+	62	35	3	0	522
2010 Vote: Democrat	64	31	4	1	697
2010 Vote: Republican	63	33	2	2	743
Obama - Approve	63	30	5	2	714
Obama - Disapprove	66	30	2	1	904
ACA will make things better	60	31	6	3	437
ACA will have no effect	66	31	3	1	459
ACA will make things worse	66	30	3	1	756

Please tell me whether you favor or oppose this statement. Colleges should provide prospective students with information on majors, such as the employment rate and potential earnings



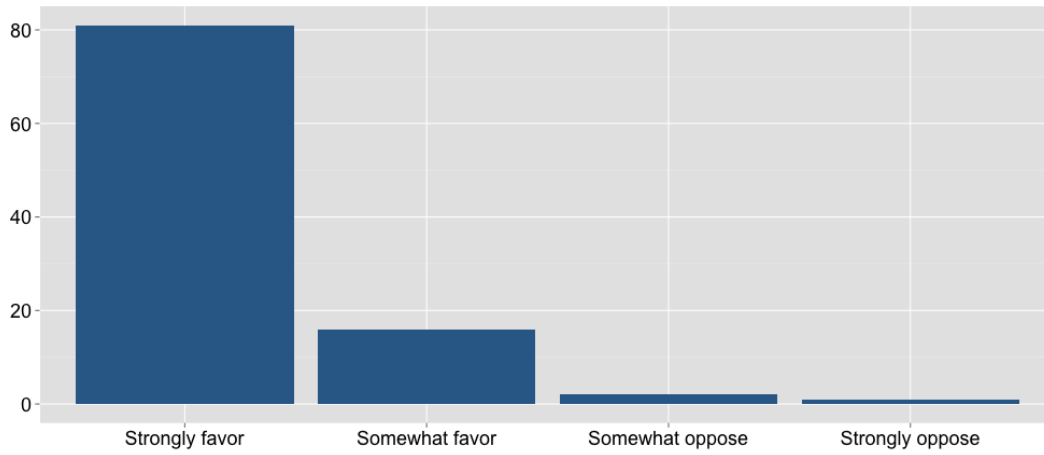
Please tell me whether you favor or oppose this statement. Colleges should provide prospective students with information on majors, such as the employment rate and potential earnings



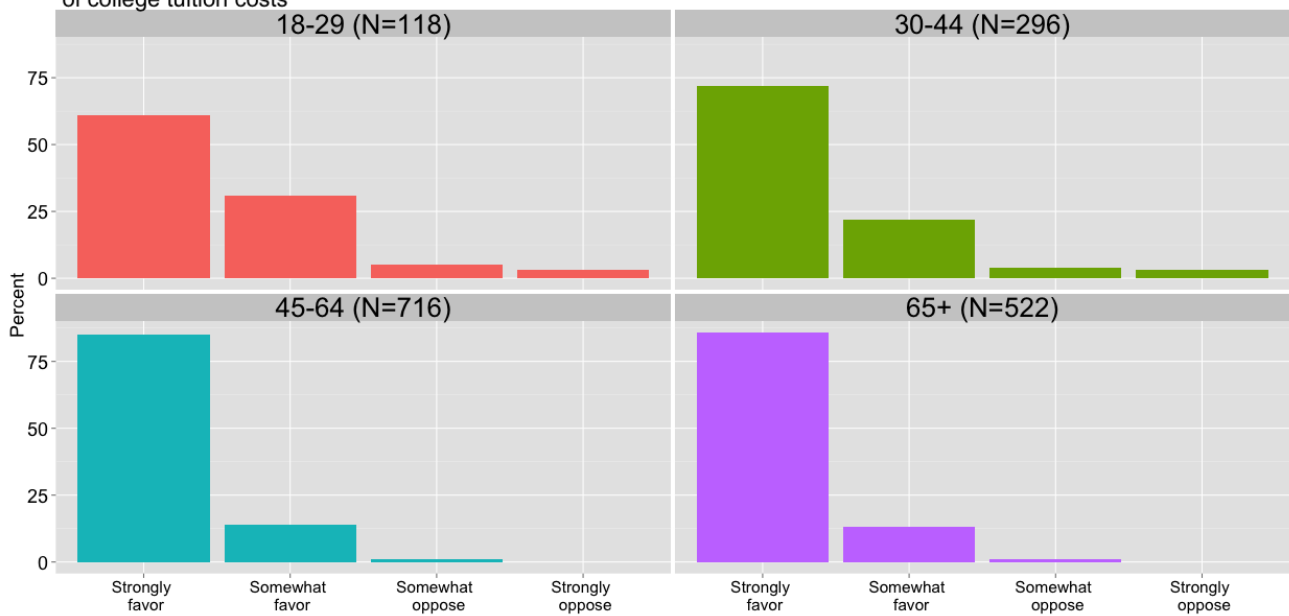
39: Please tell me whether you favor or oppose this statement. Colleges should provide parents a full breakdown of college tuition costs

	Strongly favor	Somewhat favor	Somewhat oppose	Strongly oppose	N
Likely Voters	81	16	2	1	1652
Republicans	84	15	1	1	493
Democrats	80	17	2	1	539
Independents	80	17	2	1	620
Males	79	18	2	1	783
Females	83	15	1	0	869
Hispanic	75	20	2	4	145
White	83	15	1	1	1482
Age: 18-29	61	31	5	3	118
Age: 30-44	72	22	4	3	296
Age 45-64	85	14	1	0	716
Age: 65+	86	13	1	0	522
2010 Vote: Democrat	82	16	2	0	697
2010 Vote: Republican	82	16	1	1	743
Obama - Approve	82	16	2	0	714
Obama - Disapprove	81	17	1	1	904
ACA will make things better	77	19	3	1	437
ACA will have no effect	80	19	1	0	459
ACA will make things worse	84	13	1	2	756

Please tell me whether you favor or oppose this statement. Colleges should provide parents a full breakdown of college tuition costs



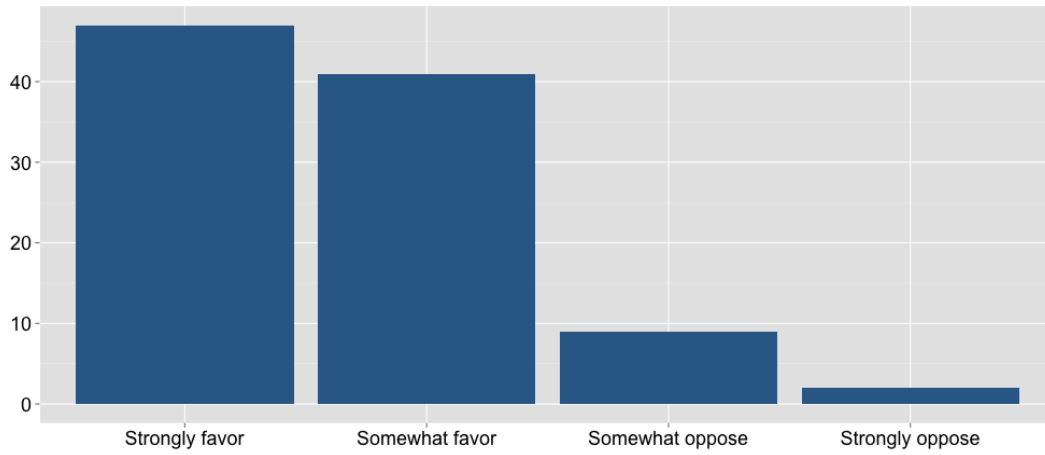
Please tell me whether you favor or oppose this statement. Colleges should provide parents a full breakdown of college tuition costs



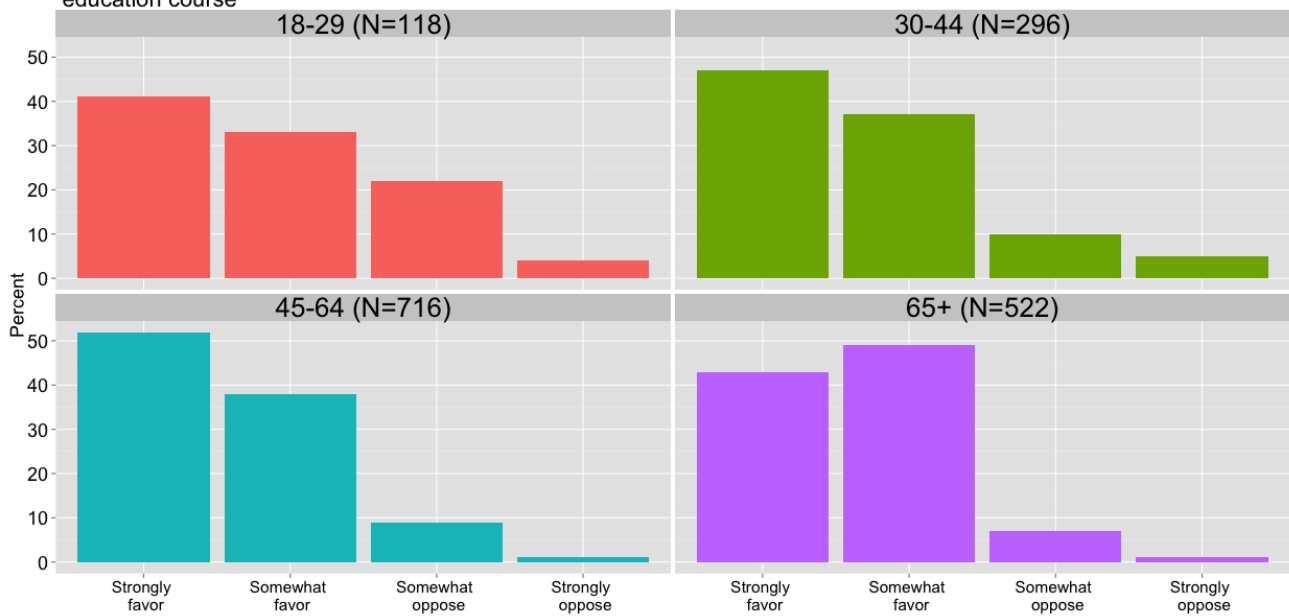
40: Please tell me whether you favor or oppose this statement. Colleges should increase access to online education course

	Strongly favor	Somewhat favor	Somewhat oppose	Strongly oppose	N
Likely Voters	47	41	9	2	1652
Republicans	47	41	10	2	493
Democrats	47	42	9	2	539
Independents	48	41	9	2	620
Males	44	42	12	2	783
Females	50	40	7	2	869
Hispanic	38	38	21	2	145
White	46	42	9	2	1482
Age: 18-29	41	33	22	4	118
Age: 30-44	47	37	10	5	296
Age 45-64	52	38	9	1	716
Age: 65+	43	49	7	1	522
2010 Vote: Democrat	46	43	8	3	697
2010 Vote: Republican	46	43	9	2	743
Obama - Approve	47	40	11	2	714
Obama - Disapprove	48	41	8	2	904
ACA will make things better	44	42	12	2	437
ACA will have no effect	47	43	9	1	459
ACA will make things worse	49	39	9	3	756

Please tell me whether you favor or oppose this statement. Colleges should increase access to online education course



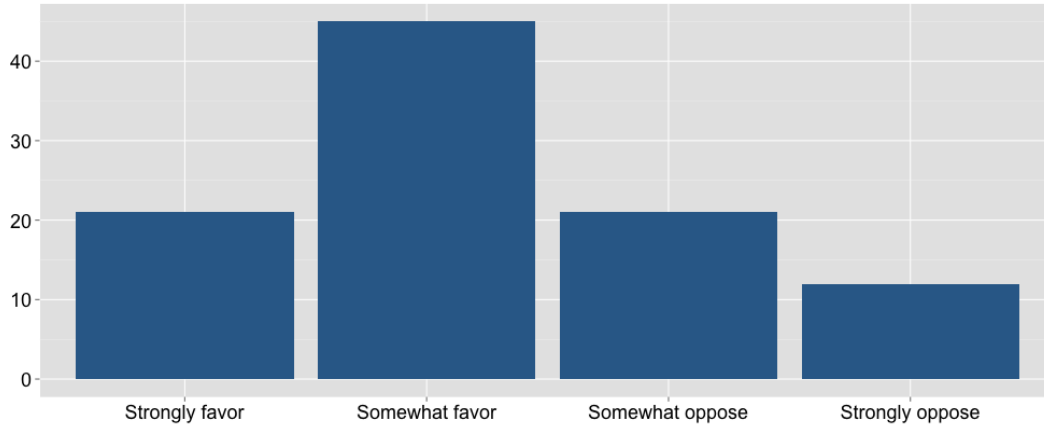
Please tell me whether you favor or oppose this statement. Colleges should increase access to online education course



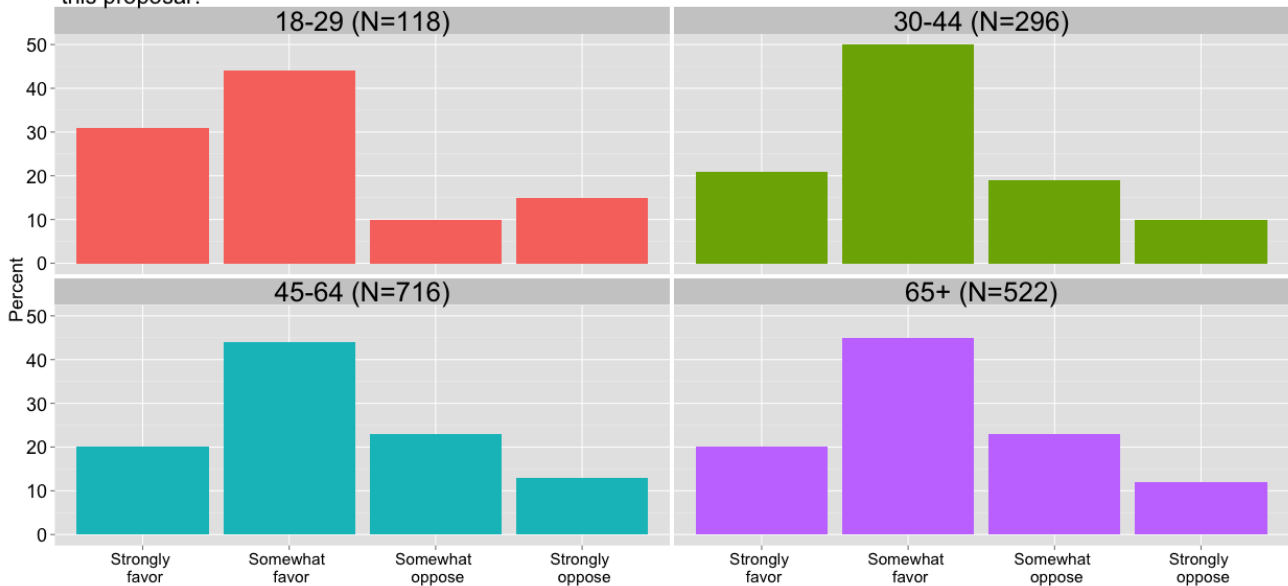
41: As you may have heard, there is a proposal in the U.S. Senate to increase the child-tax credit from 1,000 dollars to 4,000 dollars, and it will be paid for by reforming the federal tax code. Do you favor or oppose this proposal?

	Strongly favor	Somewhat favor	Somewhat oppose	Strongly oppose	N
Likely Voters	21	45	21	12	1652
Republicans	16	43	23	18	493
Democrats	31	46	17	6	539
Independents	17	46	24	13	620
Males	18	46	19	16	783
Females	24	45	23	9	869
Hispanic	25	53	13	9	145
White	20	46	22	12	1482
Age: 18-29	31	44	10	15	118
Age: 30-44	21	50	19	10	296
Age 45-64	20	44	23	13	716
Age: 65+	20	45	23	12	522
2010 Vote: Democrat	29	46	18	6	697
2010 Vote: Republican	13	45	25	18	743
Obama - Approve	29	49	17	5	714
Obama - Disapprove	15	43	25	18	904
ACA will make things better	31	45	18	6	437
ACA will have no effect	21	52	18	9	459
ACA will make things worse	15	42	25	18	756

As you may have heard, there is a proposal in the U.S. Senate to increase the child-tax credit from 1,000 dollars to 4,000 dollars, and it will be paid for by reforming the federal tax code. Do you favor or oppose this proposal?



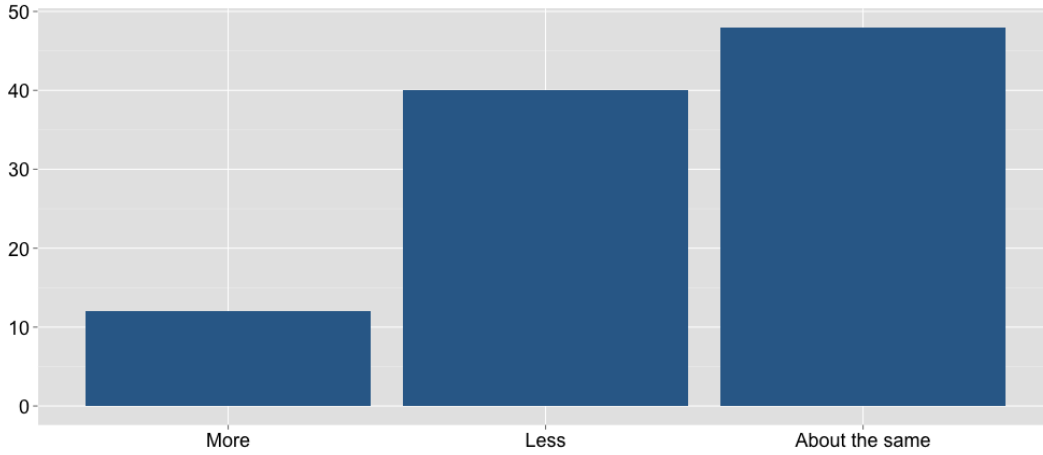
As you may have heard, there is a proposal in the U.S. Senate to increase the child-tax credit from 1,000 dollars to 4,000 dollars, and it will be paid for by reforming the federal tax code. Do you favor or oppose this proposal?



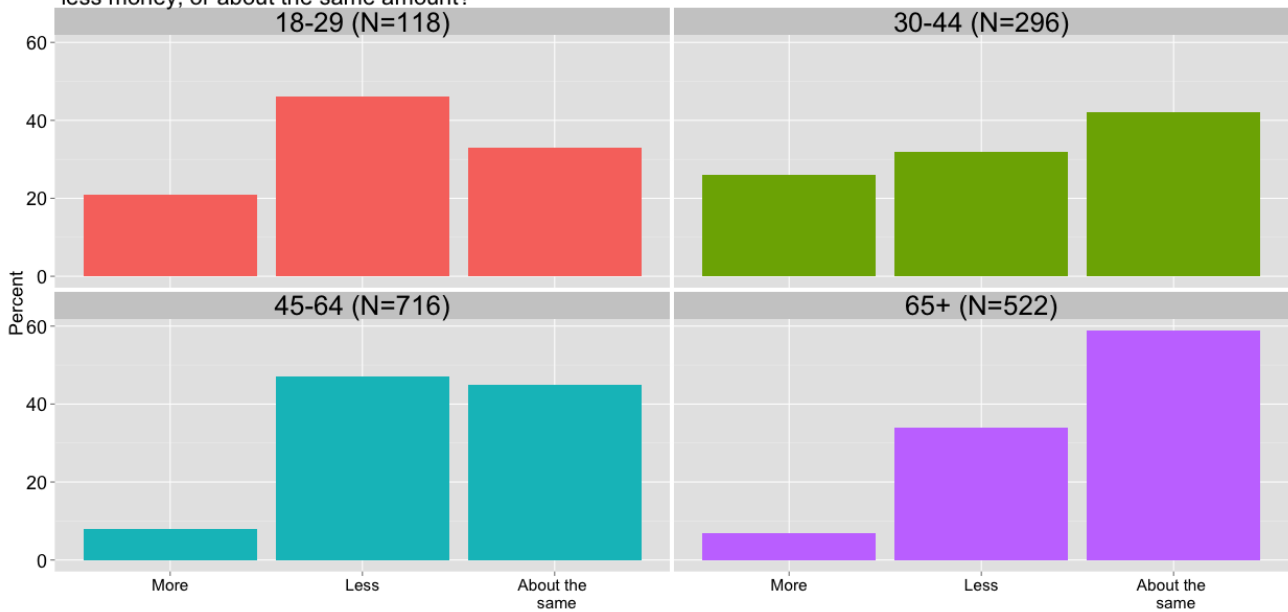
42: Compared to last year, will you spend more money on things like gifts, meals and travel this holiday season, less money, or about the same amount?

	More	Less	About the same	N
Likely Voters	12	40	48	1652
Republicans	10	47	43	493
Democrats	17	34	49	539
Independents	9	40	52	620
Males	14	37	49	783
Females	10	42	47	869
Hispanic	17	46	37	145
White	11	41	49	1482
Age: 18-29	21	46	33	118
Age: 30-44	26	32	42	296
Age 45-64	8	47	45	716
Age: 65+	7	34	59	522
2010 Vote: Democrat	14	35	51	697
2010 Vote: Republican	11	44	45	743
Obama - Approve	15	32	54	714
Obama - Disapprove	10	46	44	904
ACA will make things better	22	34	44	437
ACA will have no effect	9	26	65	459
ACA will make things worse	8	52	40	756

Compared to last year, will you spend more money on things like gifts, meals and travel this holiday season, less money, or about the same amount?



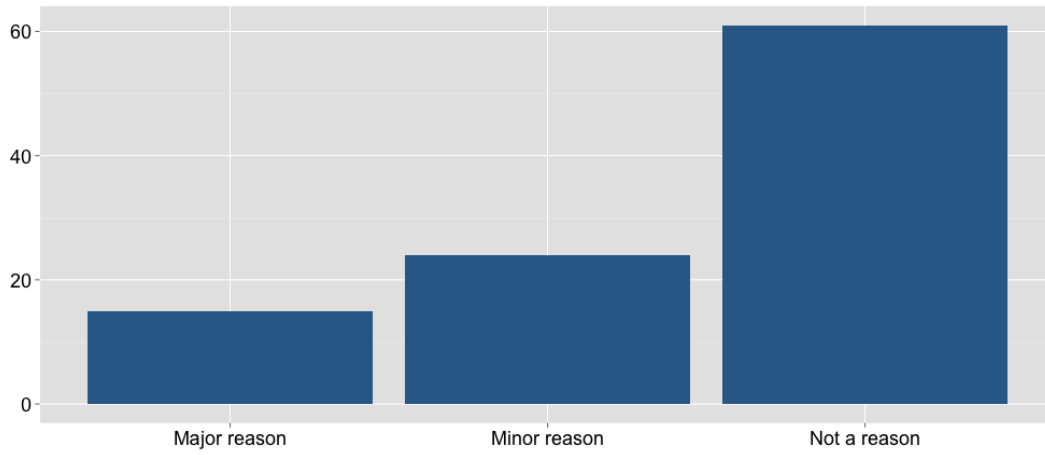
Compared to last year, will you spend more money on things like gifts, meals and travel this holiday season, less money, or about the same amount?



43: For each of the following, is this a major reason, minor reason, or not a reason you will spend less money on gifts this holiday season? Fewer people to purchase gifts

	Major reason	Minor reason	Not a reason	N
Likely Voters	15	24	61	660
Republicans	9	24	67	230
Democrats	19	29	51	184
Independents	17	19	64	246
Males	16	26	58	292
Females	14	22	64	368
White	12	24	63	601
Age: 30-44	11	25	64	94
Age 45-64	16	25	59	337
Age: 65+	8	27	65	176
2010 Vote: Democrat	18	24	58	241
2010 Vote: Republican	12	26	63	329
Obama - Approve	20	23	57	227
Obama - Disapprove	12	24	64	420
ACA will make things better	21	28	50	149
ACA will have no effect	17	24	60	121
ACA will make things worse	12	22	66	390

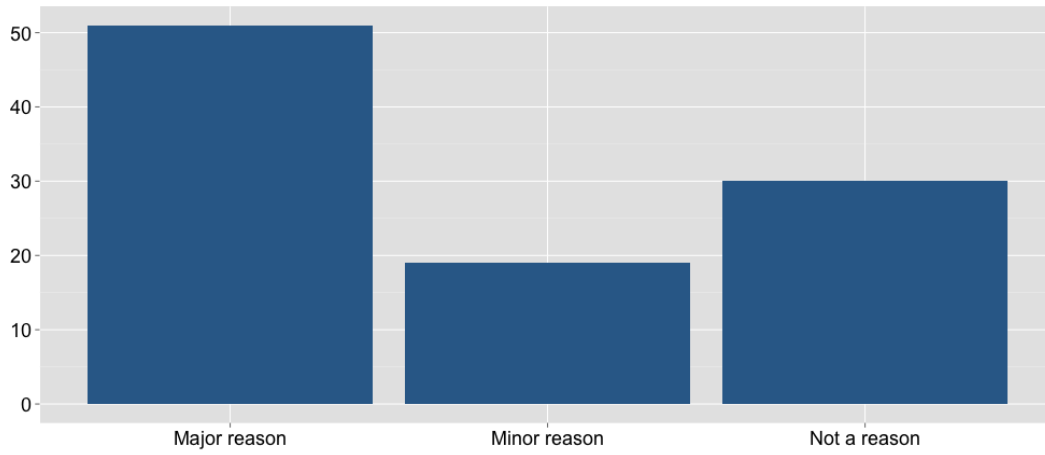
For each of the following, is this a major reason, minor reason, or not a reason you will spend less money on gifts this holiday season? Fewer people to purchase gifts



44: For each of the following, is this a major reason, minor reason, or not a reason you will spend less money on gifts this holiday season? Lower take-home pay

	Major reason	Minor reason	Not a reason	N
Likely Voters	51	19	30	660
Republicans	54	19	27	230
Democrats	46	18	36	184
Independents	51	20	29	246
Males	45	23	32	292
Females	55	16	29	368
White	51	19	31	601
Age: 30-44	53	16	31	94
Age 45-64	55	21	24	337
Age: 65+	35	18	46	176
2010 Vote: Democrat	52	15	33	241
2010 Vote: Republican	48	22	30	329
Obama - Approve	47	15	38	227
Obama - Disapprove	54	21	25	420
ACA will make things better	47	18	36	149
ACA will have no effect	47	18	35	121
ACA will make things worse	54	20	27	390

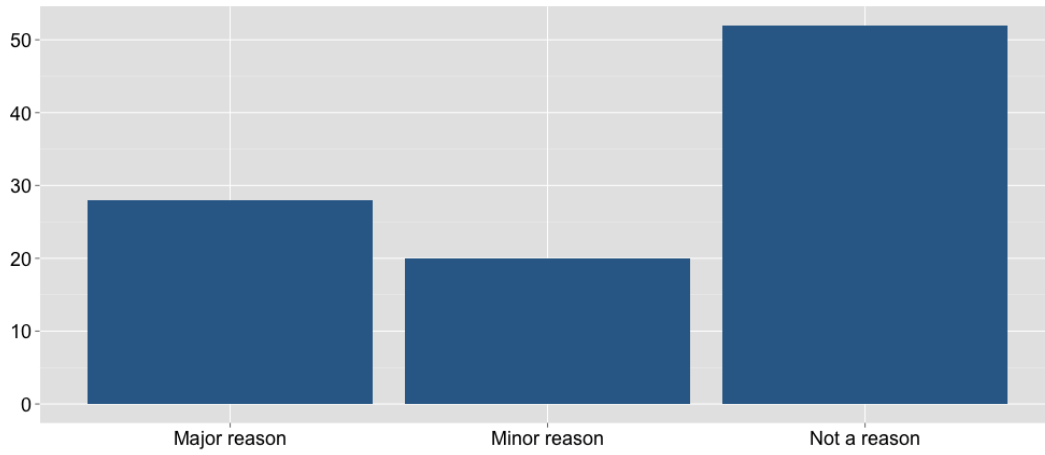
For each of the following, is this a major reason, minor reason, or not a reason you will spend less money on gifts this holiday season? Lower take-home pay



45: For each of the following, is this a major reason, minor reason, or not a reason you will spend less money on gifts this holiday season? Concern about keeping your job

	Major reason	Minor reason	Not a reason	N
Likely Voters	28	20	52	660
Republicans	29	21	50	230
Democrats	29	15	56	184
Independents	26	24	50	246
Males	30	24	46	292
Females	27	17	56	368
White	28	19	53	601
Age: 30-44	37	13	50	94
Age 45-64	31	26	42	337
Age: 65+	10	9	81	176
2010 Vote: Democrat	22	17	61	241
2010 Vote: Republican	27	22	51	329
Obama - Approve	20	20	60	227
Obama - Disapprove	32	20	48	420
ACA will make things better	23	20	56	149
ACA will have no effect	19	20	60	121
ACA will make things worse	32	21	47	390

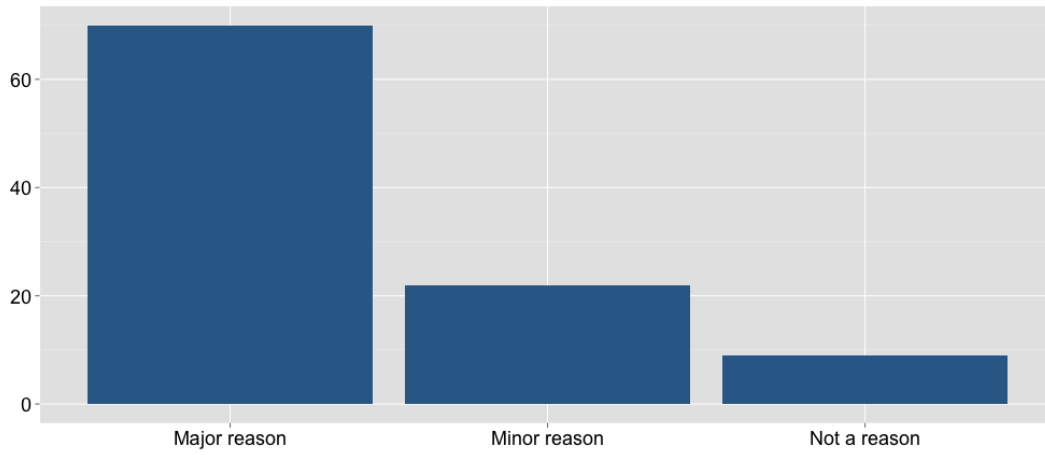
For each of the following, is this a major reason, minor reason, or not a reason you will spend less money on gifts this holiday season? Concern about keeping your job



46: For each of the following, is this a major reason, minor reason, or not a reason you will spend less money on gifts this holiday season? Higher pocketbook expenses like gas and groceries.

	Major reason	Minor reason	Not a reason	N
Likely Voters	70	22	9	660
Republicans	75	20	4	230
Democrats	63	26	11	184
Independents	69	20	11	246
Males	64	26	10	292
Females	74	18	7	368
White	72	21	7	601
Age: 30-44	66	26	8	94
Age 45-64	69	24	7	337
Age: 65+	72	19	9	176
2010 Vote: Democrat	67	20	13	241
2010 Vote: Republican	71	25	4	329
Obama - Approve	60	25	15	227
Obama - Disapprove	75	20	5	420
ACA will make things better	60	27	13	149
ACA will have no effect	58	26	16	121
ACA will make things worse	77	19	5	390

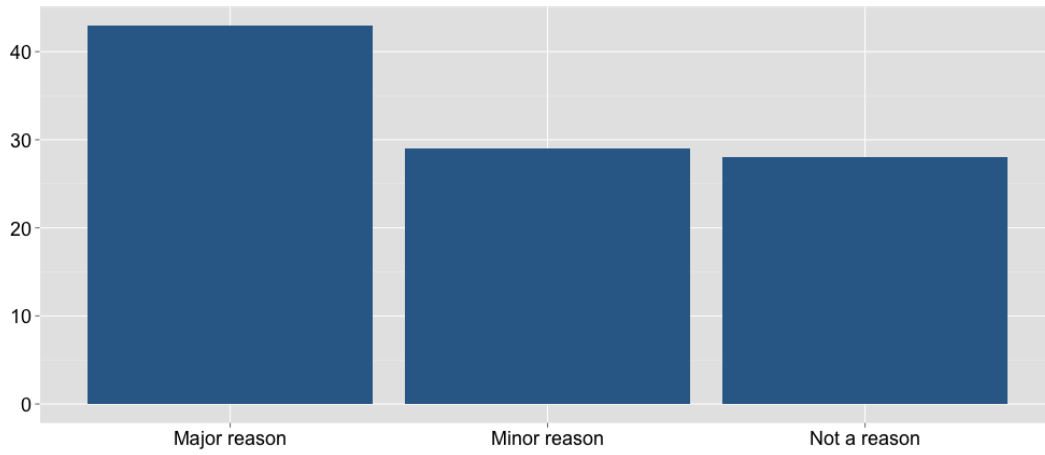
For each of the following, is this a major reason, minor reason, or not a reason you will spend less money on gifts this holiday season? Higher pocketbook expenses like gas and groceries.



47: For each of the following, is this a major reason, minor reason, or not a reason you will spend less money on gifts this holiday season? Experiencing, or anticipating, higher healthcare costs.

	Major reason	Minor reason	Not a reason	N
Likely Voters	43	29	28	660
Republicans	51	34	15	230
Democrats	32	25	43	184
Independents	43	27	30	246
Males	41	33	26	292
Females	44	25	30	368
White	45	27	28	601
Age: 30-44	46	28	26	94
Age 45-64	46	27	27	337
Age: 65+	37	32	32	176
2010 Vote: Democrat	29	28	43	241
2010 Vote: Republican	51	32	17	329
Obama - Approve	25	28	48	227
Obama - Disapprove	53	29	17	420
ACA will make things better	26	28	45	149
ACA will have no effect	25	25	49	121
ACA will make things worse	55	30	15	390

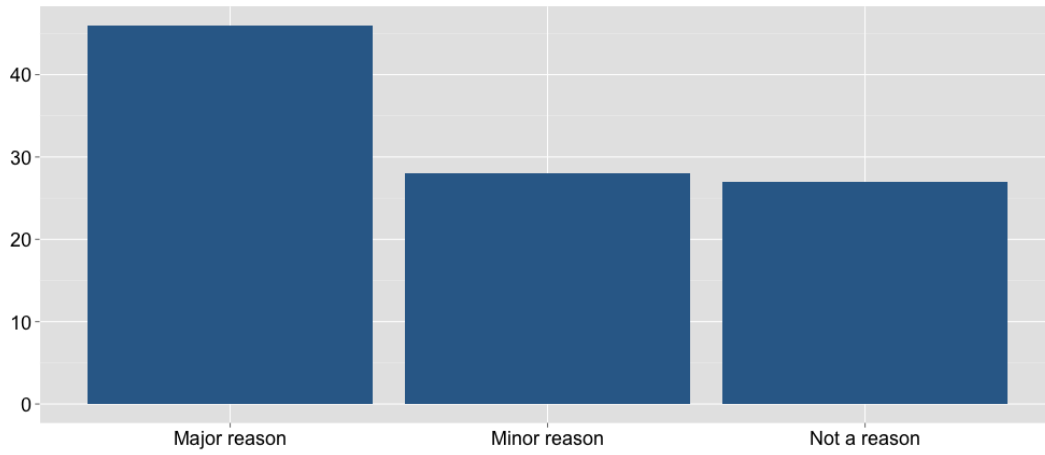
For each of the following, is this a major reason, minor reason, or not a reason you will spend less money on gifts this holiday season? Experiencing, or anticipating, higher healthcare costs.



48: For each of the following, is this a major reason, minor reason, or not a reason you will spend less money on gifts this holiday season? Higher taxes

	Major reason	Minor reason	Not a reason	N
Likely Voters	46	28	27	660
Republicans	64	26	10	230
Democrats	25	30	44	184
Independents	44	27	29	246
Males	47	28	25	292
Females	44	28	28	368
White	47	27	26	601
Age: 30-44	40	30	30	94
Age 45-64	44	31	25	337
Age: 65+	49	24	27	176
2010 Vote: Democrat	25	28	47	241
2010 Vote: Republican	59	29	12	329
Obama - Approve	22	28	50	227
Obama - Disapprove	59	27	13	420
ACA will make things better	19	33	48	149
ACA will have no effect	28	26	46	121
ACA will make things worse	61	26	12	390

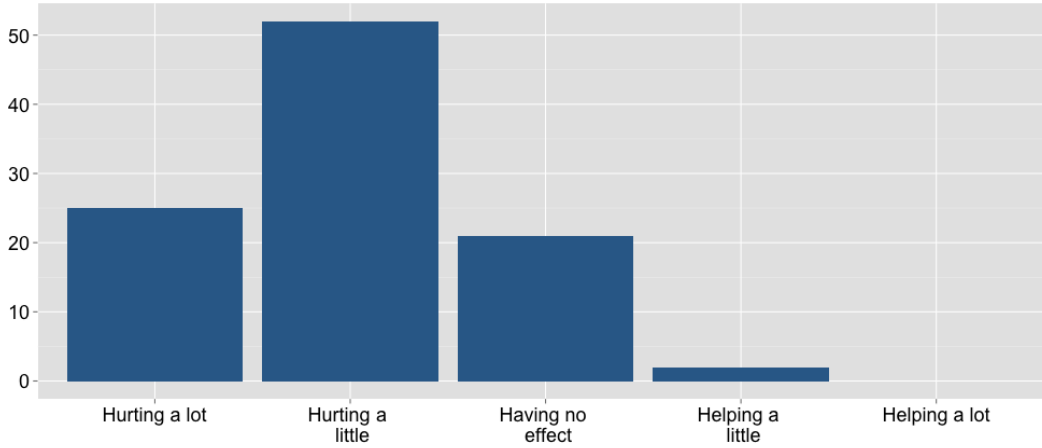
For each of the following, is this a major reason, minor reason, or not a reason you will spend less money on gifts this holiday season? Higher taxes



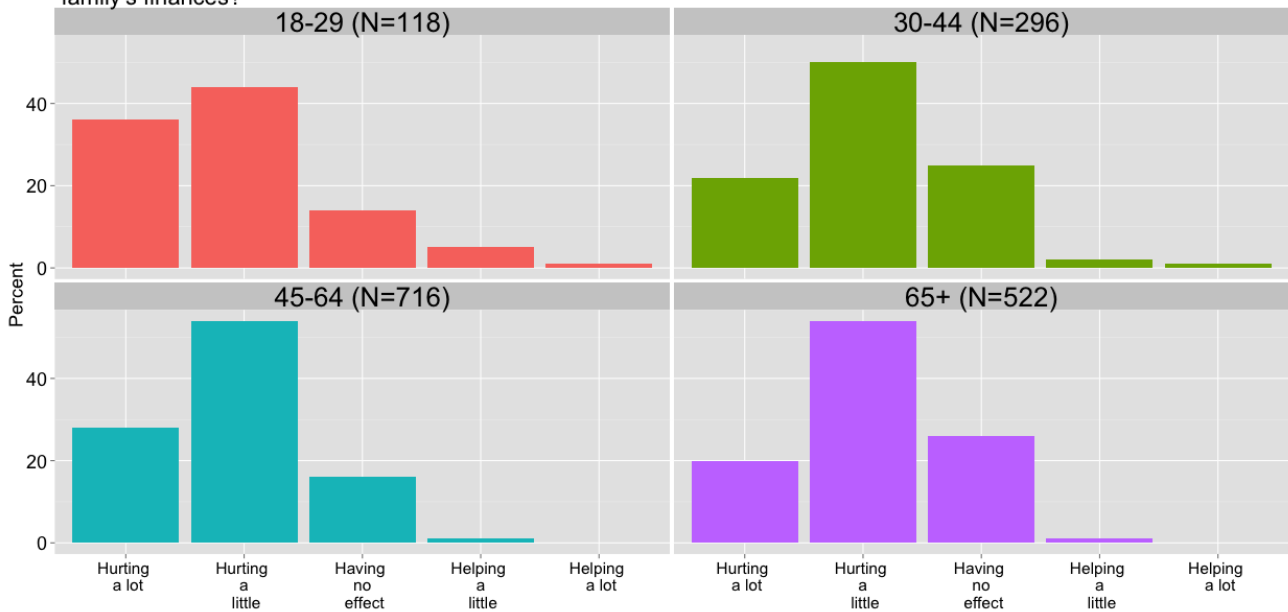
49: How does the price of energy, including gasoline prices, electricity, heating and cooling, affect your family's finances?

	Hurting a lot	Hurting a little	Having no effect	Helping a little	Helping a lot	N
Likely Voters	25	52	21	2	0	1652
Republicans	33	53	12	2	0	493
Democrats	16	53	28	1	0	539
Independents	26	52	21	1	0	620
Males	21	54	22	2	1	783
Females	29	51	19	1	0	869
Hispanic	31	50	18	0	2	145
White	25	53	20	2	0	1482
Age: 18-29	36	44	14	5	1	118
Age: 30-44	22	50	25	2	1	296
Age 45-64	28	54	16	1	0	716
Age: 65+	20	54	26	1	0	522
2010 Vote: Democrat	19	53	27	1	0	697
2010 Vote: Republican	28	55	14	2	0	743
Obama - Approve	16	53	29	2	0	714
Obama - Disapprove	33	53	14	1	0	904
ACA will make things better	18	54	25	3	1	437
ACA will have no effect	16	50	33	1	0	459
ACA will make things worse	34	53	11	1	0	756

How does the price of energy, including gasoline prices, electricity, heating and cooling, affect your family's finances?



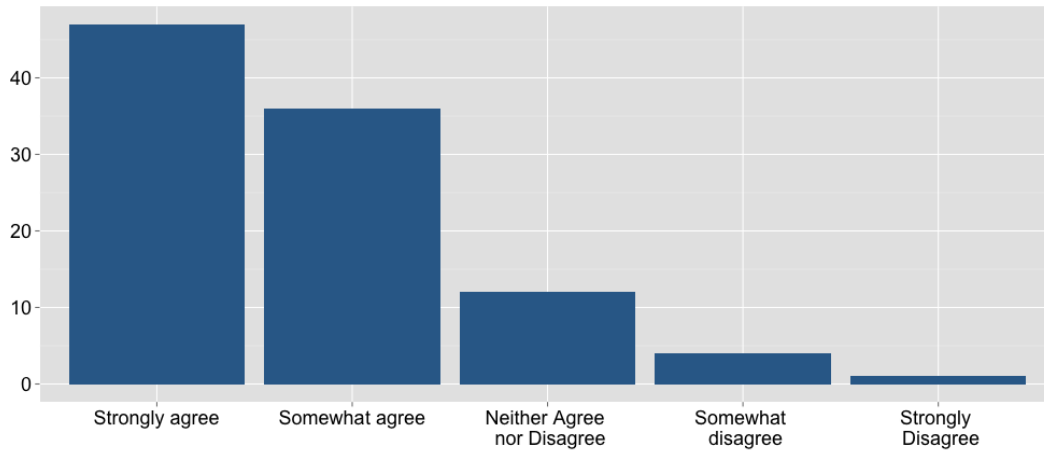
How does the price of energy, including gasoline prices, electricity, heating and cooling, affect your family's finances?



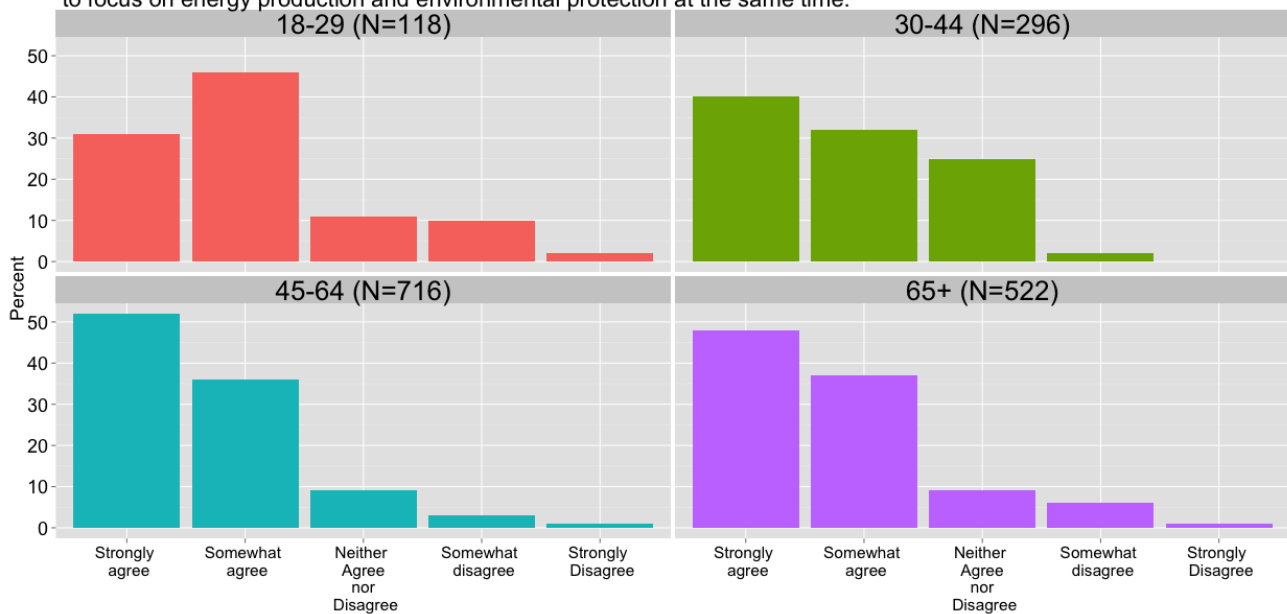
50: Please tell me if you agree or disagree with the following statement: It is possible for the United States to focus on energy production and environmental protection at the same time.

	Strongly agree	Somewhat agree	Neither Agree nor Disagree	Somewhat disagree	Strongly Disagree	N
Likely Voters	47	36	12	4	1	1652
Republicans	47	37	9	5	2	493
Democrats	49	35	13	2	0	539
Independents	45	37	13	4	1	620
Males	47	37	9	6	1	783
Females	47	35	14	3	1	869
Hispanic	49	35	14	2	0	145
White	47	37	11	4	1	1482
Age: 18-29	31	46	11	10	2	118
Age: 30-44	40	32	25	2	0	296
Age 45-64	52	36	9	3	1	716
Age: 65+	48	37	9	6	1	522
2010 Vote: Democrat	50	35	12	3	0	697
2010 Vote: Republican	46	39	9	5	1	743
Obama - Approve	50	35	12	4	0	714
Obama - Disapprove	46	38	10	4	1	904
ACA will make things better	53	31	11	4	1	437
ACA will have no effect	43	39	15	4	0	459
ACA will make things worse	46	38	10	4	2	756

Please tell me if you agree or disagree with the following statement: It is possible for the United States to focus on energy production and environmental protection at the same time.



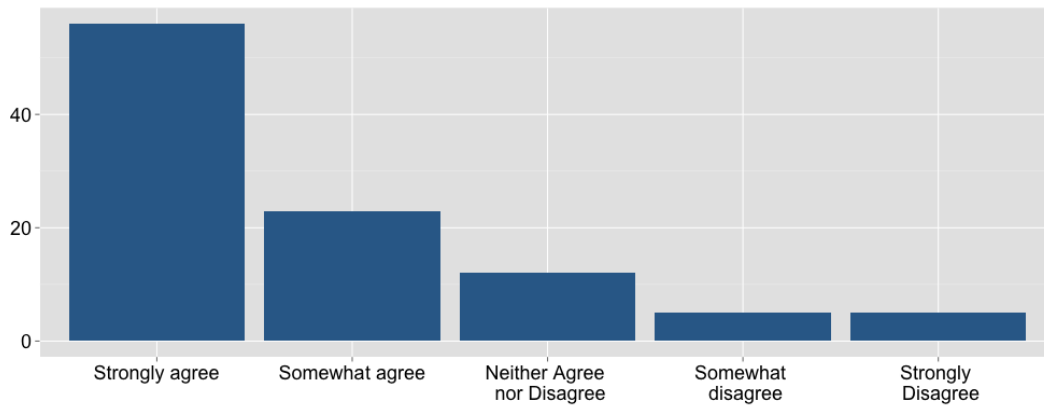
Please tell me if you agree or disagree with the following statement: It is possible for the United States to focus on energy production and environmental protection at the same time.



51: Please tell me if you agree or disagree with the following statement. Among those who receive benefits from the rapidly growing food stamp program are 3.5 million able-bodied adults with no dependents (e.g., children). These adults risk long-term dependency and should be obligated to work or actively seek employment in exchange for food stamps

	Strongly agree	Somewhat agree	Neither Agree nor Disagree	Somewhat disagree	Strongly Disagree	N
Likely Voters	56	23	12	5	5	1652
Republicans	77	17	4	1	1	493
Democrats	36	28	18	9	9	539
Independents	58	22	12	4	3	620
Males	57	25	9	5	4	783
Females	56	20	14	5	5	869
Hispanic	60	16	11	1	11	145
White	58	23	10	4	5	1482
Age: 18-29	62	23	4	6	6	118
Age: 30-44	42	22	21	5	10	296
Age 45-64	58	22	12	4	4	716
Age: 65+	62	23	7	6	2	522
2010 Vote: Democrat	39	29	16	9	8	697
2010 Vote: Republican	77	16	4	2	1	743
Obama - Approve	36	30	17	9	8	714
Obama - Disapprove	74	16	7	2	2	904
ACA will make things better	35	27	15	11	11	437
ACA will have no effect	46	28	19	4	3	459
ACA will make things worse	75	16	5	2	2	756

Please tell me if you agree or disagree with the following statement. Among those who receive benefits from the rapidly growing food stamp program are 3.5 million able-bodied adults with no dependents (e.g., children). These adults risk long-term dependency and should be obligated to work or actively seek employment in exchange for food stamps



Please tell me if you agree or disagree with the following statement. Among those who receive benefits from the rapidly growing food stamp program are 3.5 million able-bodied adults with no dependents (e.g., children). These adults risk long-term dependency and should be obligated to work or actively seek employment in exchange for food stamps

